



[www.YellowSpringsOhio.org](http://www.YellowSpringsOhio.org)

**Constant Contact Survey Results**

**Survey Name:** Member Services Survey

**Response Status:** Partial & Completed

**Filter:** None

Jan 12, 2010 10:35:26 AM

**TextBlock:**

The Chamber is working to increase the value of your membership by providing meeting topics that are of value to you at times that are convenient for your schedule. Please answer the following questions so that we can plan meetings and events in 2010 that best fit the needs of our members.

What is your primary reason for attending an event?

Answer	0%	100%	Number of Response(s)	Response Ratio
General Chamber Information			8	14.5 %
To Learn about Yellow Springs Events			8	14.5 %
Educational Topic			10	18.1 %
Interesting Speaker			8	14.5 %
Networking			19	34.5 %
Other			2	3.6 %
No Response(s)			0	0.0 %
<b>Totals</b>			<b>55</b>	<b>100%</b>

Which types of our events have you attended in the past? Select all that apply.

Answer	0%	100%	Number of Response(s)	Response Ratio
General Membership Meetings			33	60.0 %
Membership Meetings with Special Speaker			25	45.4 %
Annual Meeting			21	38.1 %
Business After Hours			30	54.5 %
Golf Outing			6	10.9 %
Educational Forums			13	23.6 %
I have not attended any events			11	20.0 %
<b>Totals</b>			<b>55</b>	<b>100%</b>

Which is the most convenient day for events?

Answer	0%	100%	Number of Response(s)	Response Ratio
Monday			9	17.6 %
Tuesday			18	35.2 %
Wednesday			19	37.2 %
Thursday			18	35.2 %
Friday			4	7.8 %
<b>Totals</b>			<b>51</b>	<b>100%</b>

What is the most convenient time to have an event?

Answer	0%	100%	Number of Response(s)	Response Ratio
Morning			7	12.7 %
Afternoon			14	25.4 %
Evening			15	27.2 %
No preference			19	34.5 %
No Response(s)			0	0.0 %
<b>Totals</b>			<b>55</b>	<b>100%</b>

Would you prefer all meetings to be held in the same location?

Answer	0%	100%	Number of Response(s)	Response Ratio
Yes			21	38.1 %
No			32	58.1 %
No Response(s)			2	3.6 %
<b>Totals</b>			<b>55</b>	<b>100%</b>






How much would you be willing to pay for a breakfast, lunch or dinner educational or social event?

Answer	0%	100%	Number of Response(s)	Response Ratio
\$15 and under			33	60.0 %
Between \$16 - \$30			8	14.5 %
Between \$31 - \$45			1	1.8 %
I do not expect to pay for events			8	14.5 %
Other			4	7.2 %
No Response(s)			1	1.8 %
<b>Totals</b>			<b>55</b>	<b>100%</b>




Would you be interested in attending Business After Hours at member business locations?

Answer	0%	100%	Number of Response(s)	Response Ratio
Yes			45	81.8 %
No			10	18.1 %
No Response(s)			0	0.0 %
<b>Totals</b>			<b>55</b>	<b>100%</b>

How long should educational workshops last?










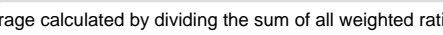
Answer	0%	100%	Number of Response(s)	Response Ratio
1 hour			18	32.7 %
1.5 hours			16	29.0 %
2 hours			6	10.9 %
Longer			0	0.0 %
No preference			14	25.4 %
No Response(s)			1	1.8 %
<b>Totals</b>			<b>55</b>	<b>100%</b>

Would you be interested in joint events with Chambers of Commerce from other locations?

Answer	0%	100%	Number of Response(s)	Response Ratio
Yes			36	65.4 %
No			18	32.7 %
No Response(s)			1	1.8 %
<b>Totals</b>			<b>55</b>	<b>100%</b>

What is your interest in the following topics?

1 = Very Interested, 2 = Somewhat Interested, 3 = Not Interested

Answer	1	2	3	Number of Response(s)	Rating Score*
Business Crime Stoppers				50	2.3
Business Plans				51	1.7
Thinking Green in your Business				49	1.6
Customer Service				49	1.5
Building Permits				46	2.4
E-Commerce				51	1.7
Social Media				52	1.6
Business Finance				48	1.9
Business Insurance				48	2.1
Employee Relations				48	1.9

\*The Rating Score is the weighted average calculated by dividing the sum of all weighted ratings by the number of total responses.

Do you have any suggestions for any other events the Chamber might sponsor?

11 Response(s)

Is there anything else the Chamber can do to help your business be successful?

16 Response(s)

Which of the following best describes your business?

Answer	0%	100%	Number of Response(s)	Response Ratio
Retail			8	14.5 %
Restaurant			3	5.4 %
Technology			1	1.8 %
Manufacturing			2	3.6 %
Professional Services			11	20.0 %
Construction Services			2	3.6 %
Educational			5	9.0 %
Health & Wellness			6	10.9 %
Other			16	29.0 %
No Response(s)			1	1.8 %
<b>Totals</b>			<b>55</b>	<b>100%</b>