

August 2005

Yellow Springs External Perception Survey



WRIGHT STATE
UNIVERSITY

Western Ohio Research Consortium

UUP
The Urban University Program

For more information regarding this report, contact:

David Jones

Center for Urban & Public Affairs

Wright State University

3640 Colonel Glenn Hwy.

Dayton OH 45435-0001

Phone: (937) 775-2941

Fax: (937) 775-2422

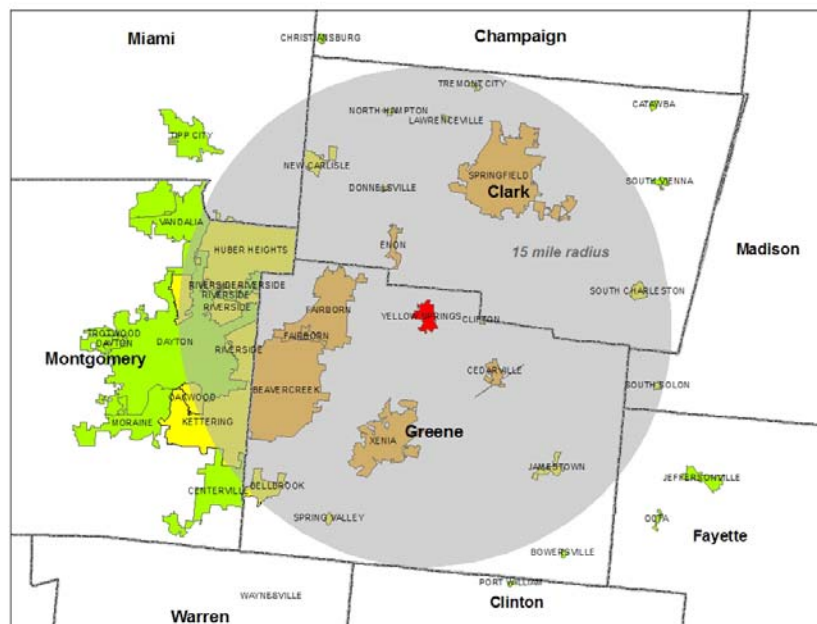
TABLE OF CONTENTS

TABLE OF CONTENTS.....	1
Chapter 1: Introduction	1
Objectives	2
Methodology	2
Questionnaire Design	2
Sampling Design	2
Survey Implementation	2
Data Analysis.....	3
Limitations.....	3
Chapter 2: Demographics.....	4
Chapter 3: Yellow Springs External Perception.....	6
Satisfaction with the Miami Valley	6
Important Attributes when Purchasing a Home	7
Community Specific Questions	9
Educational Opportunities.....	9
Shopping Opportunities.....	10
Recreation Opportunities.....	11
Housing Opportunities	12
Job Opportunities	12
Chapter 4: Conclusion.....	13

Chapter I: Introduction

The Community Information Project, a coalition of Yellow Springs leaders, has embarked on a process of gathering citizen input to make decisions about their Village¹. Part of this data collection effort involved gathering feedback from individuals living outside of the Village to see what these individuals think of Yellow Springs. With this in mind, the Community Information Project Advisory Committee of The Yellow Springs Men's Group partnered with Wright State University's Center for Urban and Public Affairs (CUPA) to conduct a survey of Miami Valley residents about their choices for housing, shopping, recreation, and jobs.

This survey provided all residents living within a 15-mile radius of Yellow Springs¹ an equal opportunity to voice their opinions and views regarding their choices for housing, recreation, shopping and jobs. Analysis of these responses will help to identify areas of success and concern for Yellow Springs that should be taken into consideration when making decisions about how to best promote the Village. A 15-mile radius was selected because researchers hypothesized that individuals living within this radius should have some knowledge of Yellow Springs and the comparison communities selected for this study. Including individuals from a wider radius might have led to individuals having no knowledge of some of the communities being discussed. A map of the survey target area is shown below.



¹ The terms Yellow Springs and Village throughout the report are intended to include both the Village of Yellow Springs and the surrounding Miami Township.

The following paragraphs will further explain the objectives of the survey, provide an overview of the report, and discuss the methodology and limitations of the survey.

Objectives

The main objective of this survey is to assess whether residents of nearby communities would choose Yellow Springs as a community in which to live, work, learn and visit for shopping and/or recreation.

Methodology

Questionnaire Design

The survey instrument was designed by Wright State University's Center for Urban and Public Affairs, in conjunction with the Community Information Project Advisory Committee. The survey was finalized with the approval of the Community Information Project Advisory Committee. CUPA wishes to extend sincere appreciation to Fred Bartenstein for his assistance in identifying peer communities to Yellow Springs for use on survey questions.

Sampling Design

This study was a random digit dialed (RDD) telephone survey of residents living in a 15-mile radius around Yellow Springs. In an RDD study, any household with standard telephone service has an equal opportunity to be interviewed. Therefore, since each household has an equal chance of being selected, results from the survey generally represent the opinions of the community as a whole. Because RDD includes both listed and unlisted telephone numbers, random digit dialing is preferred over other sampling methods. A sample of random digit dial telephone numbers was purchased from Genesys, a national company that generates telephone numbers.

Survey Implementation

Interviews were conducted from Tuesday, June 14, 2005 through Sunday, July 10, 2005, usually between the hours of 4:00 p.m. and 9:00 p.m. Interviewers utilized a Computer Aided Telephone Interviewing (CATI) software program that displays the questionnaire on a computer screen and allows the interviewers to enter the response directly into the computer. Such a system helps to minimize errors in gathering data.

A total of 534 respondents were interviewed to obtain a 95 percent confidence and a plus or minus 4.8 percent sampling error for the region as a whole. A quota sampling method was used to ensure that demographics of survey respondents are close to the demographics of the population in general.

Data Analysis

Primarily, we use descriptive statistics to analyze and interpret the survey findings. To measure the statistical differences among responses, a chi-square test is used to compare, for example, the differences between responses from one age group to another age group. Statistically significant differences among demographics, where applicable, are discussed throughout the report.

Limitations

The survey has several limitations. As with every telephone survey, the primary limitation is that it excludes households that do not have land line telephones. It is estimated that about five percent of households nationally do not have telephones. These households are more likely to be poor, or to be younger individuals who have abandoned the land-line telephone for a cell phone. A second limitation of the study is that it is based on self-reported information. Attempts were made to include more than one question on important topics to test for internal consistency.

Chapter 2: Demographics

Sample demographics are presented to provide a snapshot of survey respondents and a context in which to interpret the findings of the survey. The following demographic characteristics were obtained from the survey: age, race, income, political affiliation, city or township of residence and gender.

As mentioned previously, individuals living in jurisdictions within a 15-mile radius of Yellow Springs were eligible to participate in the survey. Demographics were tabulated for individuals living in these jurisdictions so that a quota sampling method could be used that would allow researchers to ensure that sample demographics match the actual population as closely as possible. A table is presented below showing the age ranges of individuals in the sample compared to actual Census data.

<u>Age Range</u>	<u>Actual Census Demographics</u>	<u>Survey Demographics</u>
18-24	15.2%	9.6%
25-34	17.3%	15.8%
35-44	20.1%	20.1%
45-54	18.0%	21.2%
55-64	11.9%	13.5%
65+	17.5%	19.9%

The largest number of survey respondents came from Dayton (94) and Springfield (92), followed by Beavercreek (64), Huber Heights (50), Fairborn, (44) and Xenia (40). A complete list of how many respondents came from each jurisdiction is found in Appendix C.

Consistent with the gender demographics of the survey area, more than half (57.9 percent) of respondents are female, while the remaining 42.1 percent are male.

Almost half of respondents have a household income between \$20,000 and \$60,000 a year. A complete distribution of responses is provided in the table below.

<u>Income Category</u>	<u>Percentage</u>
Less than \$20,000	11.4%
\$20,000 to \$39,999	24.7%
\$40,000 to \$59,999	23.0%
\$60,000 to \$79,999	16.1%
\$80,000 to \$99,999	13.5%
\$100,000 or more	11.2%

More than one-third of respondents (36.5 percent) categorize themselves politically as middle of the road. Of the remaining respondents, 45.1 percent are conservative and 18.4 percent are liberal.

More than 86 percent of respondents (86.5 percent) are Caucasian/white, 7.0 percent are African-American/black, and the remaining 6.5 percent are some other race.

Chapter 3: Yellow Springs External Perception

Survey respondents were asked a series of questions about Miami Valley communities in order to assess how each community compares in relation to another on a range of topics. The primary purpose was to determine how well Yellow Springs is recognized regionally in comparison to each of the other jurisdictions, as well as to explore why respondents would choose other communities instead of Yellow Springs to live, work, learn and visit for shopping and/or recreation.

In the introduction to the survey, respondents were told that the survey was being conducted to assess perceptions of Miami Valley communities. In an attempt to not bias the data, respondents were not told that the interviewer was calling on behalf of the Community Information Project or any party connected to the Village.

On each survey question, respondents were provided with four communities from which to choose about a given topic, and Yellow Springs was included in each list. Therefore, while respondents were not directly told that they were being contacted on behalf of Yellow Springs, one could assume that respondents may have reached that conclusion by the end of the survey. It should be noted; however, that no respondents communicated this to survey interviewers during the course of the interview.

Satisfaction with the Miami Valley

Before asking community specific questions, respondents were asked a series of questions about the Miami Valley as a whole. These questions were asked to determine a baseline for satisfaction on the series of issues that would be discussed later.

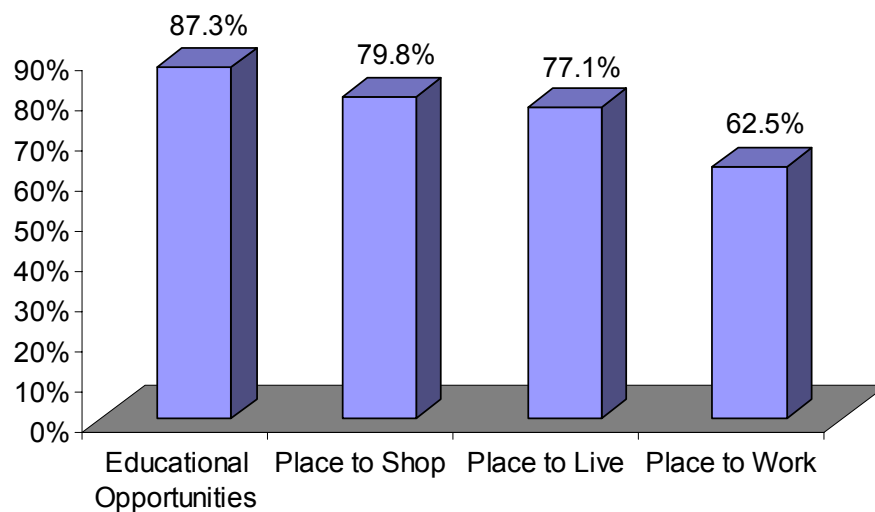
When asked to rate the Miami Valley as a place to live, more than three-quarters of respondents indicated that it is an excellent or good place to live, with 16.9 percent saying excellent and 60.2 percent saying good. Another 19.7 percent rated the Miami Valley as a fair place to live, while 3.2 percent said poor.

Respondents were more supportive when discussing the Miami Valley as a place that offers educational opportunities for people of all ages. Almost ninety percent (87.3 percent) of Miami Valley residents surveyed stated that the Miami Valley is excellent (36.9 percent) or good (50.5 percent) at offering educational opportunities for people of all ages. Another 10.8 percent described the Miami Valley as fair, while just 1.9 percent indicated that the Miami Valley is poor at offering educational opportunities for people of all ages.

Respondents were also supportive of the Miami Valley as a place to shop. Almost eighty percent (79.8 percent) rated the Miami Valley as an excellent or good place to shop, with 22.5 percent saying excellent and 57.3 percent saying good. Another 18.0 percent rated the Miami Valley as a fair place to shop, while 2.2 percent said it was poor.

Respondents were less positive when discussing the Miami Valley as a place to work. Less than two-thirds of respondents (62.5 percent) identified the Miami Valley as an excellent or good place to work, with 13.6 percent saying excellent and 48.9 percent saying good. Another 30.3 percent said that the Miami Valley is a fair place to work, while the remaining 7.3 percent said poor.

Percent of Respondents Rating Each Aspect of the Miami Valley as Excellent or Good:



Important Attributes when Purchasing a Home

The next section of the survey dealt with attributes that are important to residents when choosing where to purchase a home.

First, respondents were asked if they anticipate moving in the next five years. Almost one-third (32.4 percent) of survey respondents do anticipate moving in the next five years. As might be expected, younger respondents are statistically more likely than older respondents to indicate that they anticipate moving over the next five years. Specifically, 56.0 percent of 18-24 year old respondents and 53.7 percent of 25-34 year old respondents indicate that they anticipate moving in the next five years. This decreases to 25.4 percent of 55-64 year old respondents and 10.1 percent of respondents 65 and older.

Next, respondents were read a list of attributes and were asked to state whether they believe each attribute is very important, important, unimportant or very unimportant when

choosing where to buy a home. The list of attributes included quality of schools, quality of housing, job opportunities, price of housing, access to parks, green space and recreation, and shopping opportunities.

More than eighty percent of respondents identified each of these attributes as very important or important when choosing to purchase a home. In fact, almost all respondents believe that quality of housing (98.9 percent) and price of housing (98.3 percent) are very important or important when choosing where to move.

Attribute	Very Important or Important
Quality of Housing	98.9%
Price of Housing	98.3%
Job Opportunities	89.4%
Access to parks, green space and recreation	87.7%
Shopping Opportunities	83.5%
Quality of Schools	83.2%

Given the fact that most respondents believe that each attribute is important, further research was done to explore which attributes are considered very important by respondents. When exploring the respondents who identified attributes as very important, more than fifty percent of respondents selected job opportunities (58.8 percent), quality of housing (55.5 percent), price of housing (53.7 percent) and quality of schools (51.8 percent). Fewer respondents identified access to parks, green space and recreation (27.5 percent) and shopping opportunities (17.9 percent). Therefore, while all of these attributes are considered important to some degree by most respondents, they are not as important as more tangible elements such as job opportunities, housing price and quality, or the quality of schools.

As one would expect, crosstabs run by respondent demographics identified several statistically significant differences. On all questions, female respondents were significantly more likely than male respondents to identify each attribute as very important. However, collapsing the data further into “Important” versus “Not Important” revealed very little variation between men and women.

Younger respondents were significantly more likely than older respondents to identify quality of schools and job opportunities as very important. Specifically, 70.3 percent of respondents 25-34 said that quality of schools is very important to where they choose to live compared to just 35.8 percent of respondents 55 and older. Additionally, female respondents (58.1 percent) were significantly more likely than male respondents (43.0 percent) to say that quality of schools are very important to their choice of where to live.

Almost three-quarters (73.1 percent) of respondents between the ages of 18 and 34 identified job opportunities as a very important attribute for choosing where to live. This decreased to 42.8 percent for respondents 55 and older. This difference is statistically significant.

Older respondents were more likely to identify shopping opportunities as an important factor to where they choose to buy a home. Almost one-quarter (24.9 percent) of respondents 55 and older believe that proximity to shopping opportunities is an important factor when purchasing a home. This percentage shrinks to 10.5 percent for respondents between the ages of 25 and 44. Other variables, such as quality of housing and price of housing did not see significant differences among demographic groups.

Community Specific Questions

Next, respondents were asked a series of questions in which they were asked to select one of four Miami Valley communities that they believe is the best in a particular topic, such as recreation, shopping, schools, and so on. After each question, respondents were asked to identify why they chose a given community. As mentioned previously, Yellow Springs was listed as an option for each question, allowing researchers to identify areas where Miami Valley residents view Yellow Springs as strong in relation to other communities. Attempts were made to select communities that were likely competitors for Yellow Springs in offering these selected services.

A larger than expected percentage of respondents indicated that they did not know anything about any of the communities given as choices. Respondents from Springfield made up almost half of all survey respondents who answered “Don’t Know” to three or more of the following five questions. This shows that most Miami Valley communities, even those touted as exceptional in various areas, do not have a tremendous amount of draw outside Montgomery and Greene Counties.

Educational Opportunities

First, respondents were asked to select between Beaver Creek, Centerville, Oakwood and Yellow Springs as a community that offers educational opportunities for people of all ages. While Yellow Springs is the only community listed that actually contains a university (Wright State University is actually in Fairborn, though was considered in Beaver Creek by many respondents), the fewest number of respondents selected Yellow Springs as a community with excellent educational opportunities.

Almost half of individuals surveyed (46.6 percent) selected Beaver Creek as the community they would recommend to a friend or neighbor to move to as a place with excellent educational opportunities. Another 26.5 percent selected Centerville, while 15.5 percent said Oakwood and 11.4 percent said Yellow Springs.

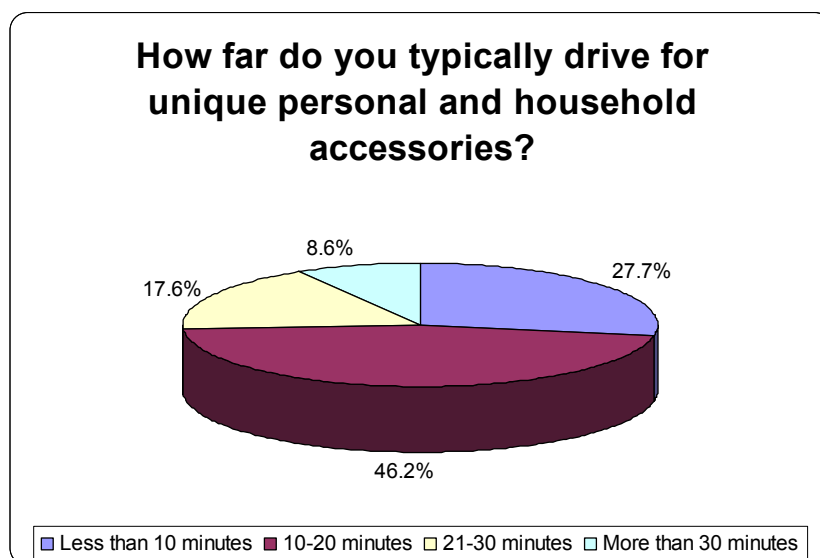
When asked why they had chosen Beavercreek as the community with excellent education opportunities, many respondents discussed Beavercreek's proximity to higher education, such as Wright State, the University of Dayton, and Central State University. Experience with the school district as well as school district ratings also influenced why respondents selected Beavercreek. Centerville and Oakwood also received votes due to the school district perception and test scores that have been achieved.

Respondents choosing Yellow Springs discussed the diversity of the school district and the fact that the district is not "snobby," unlike the other three choices. Less than ten respondents mentioned Antioch University when they mentioned Yellow Springs, showing that the College and Antioch McGregor is not playing a major role in Yellow Springs' educational image in the region.

A crosstab run on this question by distance from Yellow Springs shows that individuals living within ten miles of the village are twice as likely to select Yellow Springs as a place with excellent educational opportunities than those living outside a ten-mile radius. This shows that the community may need to market themselves outside of Greene County, as survey data shows that many residents living outside the County are unfamiliar with all aspects of education in the Village.

Shopping Opportunities

Before selecting a community that residents believe is an excellent place to shop, respondents were asked how far they typically travel to shop for unique personal and household accessories, clothing, specialty food items and gifts. Almost half of respondents (46.2 percent) indicated that they travel 10-20 minutes to shop for these items. A complete distribution of responses is provided in the figure below.



When asked to identify a community that had unique shopping opportunities, more than two-thirds of respondents (67.8 percent) selected Beavercreek. Another 16.6 percent selected Yellow Springs, while 13.0 percent said Centerville and 2.6 percent said Bellbrook.

Almost all respondents selecting Beavercreek as the community with unique shopping opportunities discussed the Fairfield Commons Mall and the variety of stores that are available in and around the mall. Other respondents discussed Beavercreek's centralized location and easy access to other communities. Respondents selecting Yellow Springs as the community with unique shopping opportunities discussed the Village's quaint shops and the absence of major retail stores.

Unlike education, distance from Yellow Springs did not have a significant impact on whether respondents would choose to shop there. Other demographic variables, such as age and political affiliation were significant factors in whether respondents would shop in Yellow Springs.

Younger respondents, those under the age of 35, were much more likely to select Yellow Springs as an excellent community in which to shop. Specifically, 23.8 percent of respondents under the age of 35 selected Yellow Springs as the community with unique shopping opportunities. Just 15.7 percent of respondents age 55 to 64 selected Yellow Springs, while the percentage fell to 8.2 percent of respondents 65 and older.

While political affiliation emerged as a significant variable, the difference may not be as great as some might expect. More than one-quarter (25.6 percent) of those classifying themselves as liberal selected Yellow Springs as the community with unique shopping opportunities. This percentage dropped to 19.2 percent of respondents classifying themselves as "middle of the road" and 12.0 percent of those classifying themselves as conservative.

Recreation Opportunities

Yellow Springs fared extremely well when respondents were asked to identify the community that has excellent recreation opportunities. When given the option between Yellow Springs, Bellbrook, Englewood and Germantown, almost half of all respondents (43.7 percent) selected Yellow Springs. Another 32.1 percent of respondents selected Bellbrook, while 18.1 percent said Englewood and 6.0 percent said Germantown.

When asked why they selected Yellow Springs as the community with excellent recreation opportunities, respondents discussed Young's Jersey Dairy, John Bryan State Park and Glen Helen, along with the bike paths that connect the Village to surrounding communities.

Housing Opportunities

When asked to identify communities that would be an excellent place to purchase a home, Yellow Springs did not fare well. More than half of respondents (50.1 percent) selected Beavercreek as a community they would recommend to a friend or neighbor. Another 20.0 percent selected Bellbrook, while 18.7 percent said Centerville, and 11.2 percent said Yellow Springs.

Respondents who selected Beavercreek discussed the vast availability of different types of housing that are available in Beavercreek. Surprisingly, several respondents indicated that they would like to live in Beavercreek because the City is close to Yellow Springs, but these same respondents would not choose to live in Yellow Springs.

Respondents selecting Yellow Springs spoke of the Village as a small, quiet, laid back community that was away from the congestion of the surrounding metropolitan area. However, many respondents who did not choose Yellow Springs spoke of a lack of available housing and high housing prices in comparison to communities elsewhere.

Job Opportunities

Finally, respondents were asked to select a community that would be an excellent place to work. Communities provided as options included Beavercreek, Centerville, Fairborn and Yellow Springs. The highest percentage of respondents (42.5 percent) selected Beavercreek. Another 32.2 percent selected Centerville, while 21.3 percent said Fairborn, and just 4.0 percent said Yellow Springs.

This small percentage is concerning in that job opportunities were rated as a very important factor by almost all respondents under the age of 35. While this group of respondents is likely to choose Yellow Springs as a place to shop and recreate, the perceived lack of available jobs may prohibit the Village from attracting these individuals as residents.

Respondents selecting Beavercreek and Fairborn discussed the abundance of jobs available in the area, as well as proximity to downtown Dayton and Wright-Patterson Air Force Base. A potential option for the Village is to promote their proximity to these locations as well, while still promoting the unique qualities found in the Village, but not found in these other communities.

Chapter 4: Conclusion

Survey results show that there are several areas that Yellow Springs can capitalize on in order to bring individuals and money into the community. One might assume that the best way to eventually attract individuals to live in a community is to get these individuals into the community for another reason. It appears that Yellow Springs is faring well in doing this, as the community received positive ratings as a place to shop and go for recreation opportunities.

However, there are obvious areas for improvement for Yellow Springs. While there is a perception within the community that Yellow Springs offers excellent educational opportunities, this perception is not apparent when surveying respondents living more than ten miles from the Village. Many respondents indicated that they knew little about Yellow Springs schools, and fewer know anything about Antioch College or Antioch McGregor. Therefore, marketing what Yellow Springs has to offer outside of Greene County might make respondents around the Miami Valley more aware of what is available. In an era in which news broadcasts focus only on public schools receiving perfect test scores and those in academic emergency, Yellow Springs must do more to reach out to the external community to promote its educational strengths.

In order to grow and maintain a functioning, vital community, it is important to attract young people who will stay in the community and raise a family. These young respondents (those under the age of 35) identify quality of schools and job opportunities as the two most important qualities when choosing where to purchase a home. Of concern to Yellow Springs is that the Village did not fare well in either of these categories, finishing well behind other Miami Valley communities.

One hypothesis of researchers was that Yellow Springs would compare very well among politically liberal individuals and persons of color. These hypotheses are not supported by survey data. While politically liberal individuals were more likely to choose Yellow Springs on several of the questions, the differences by political affiliation were not statistically significant. Similarly, in almost every instance, race was not a significant variable in determining whether an individual would visit Yellow Springs.

While attracting individuals to the community for shopping and recreation is important, improving other aspects of the community's image are crucial in order to attract people who want to live in the community.

It should be noted that this study measures external PERCEPTIONS of Yellow Springs, not the reality of what is going on within the Village. Yellow Springs has many strengths (e.g. high quality education from pre-K to adult, significant and diverse employment opportunities, a variety of housing choices) which are not widely recognized, but are highly correlated with desirability of a residential location. It would make sense to promote

existing attractive features of the community- at considerably less cost in time and money than competitor communities would need to expand and replicate them.

In conclusion, this survey serves as an important first step in identifying topics for the Village to address in the future. Subsequent research in the future will help explore whether steps taken by the Village are having the desired impact.

Appendix A: Survey Frequencies

How would you rate the Miami Valley as a place to live?

		Frequency	Percent	Valid Percent	Cumulative Percent
Valid	Excellent	90	16.8	16.9	16.9
	Good	321	60.0	60.2	77.1
	Fair	105	19.6	19.7	96.8
	Poor	17	3.2	3.2	100.0
	Total	533	99.6	100.0	
Missing	Don't Know	2	.4		
Total		535	100.0		

How would you rate the Miami Valley as a place that offers educational opportunities for people of all ages?

		Frequency	Percent	Valid Percent	Cumulative Percent
Valid	Excellent	195	36.4	36.9	36.9
	Good	267	49.9	50.5	87.3
	Fair	57	10.7	10.8	98.1
	Poor	10	1.9	1.9	100.0
	Total	529	98.9	100.0	
Missing	Don't Know	6	1.1		
Total		535	100.0		

How would you rate the Miami Valley as a place to work?

		Frequency	Percent	Valid Percent	Cumulative Percent
Valid	Excellent	71	13.3	13.6	13.6
	Good	255	47.7	48.9	62.5
	Fair	158	29.5	30.3	92.7
	Poor	38	7.1	7.3	100.0
	Total	522	97.6	100.0	
Missing	Don't Know	13	2.4		
Total		535	100.0		

How would you rate the Miami Valley as a place to shop?

		Frequency	Percent	Valid Percent	Cumulative Percent
Valid	Excellent	120	22.4	22.5	22.5
	Good	306	57.2	57.3	79.8
	Fair	96	17.9	18.0	97.8
	Poor	12	2.2	2.2	100.0
	Total	534	99.8	100.0	
Missing	Don't Know	1	.2		
Total		535	100.0		

Do you anticipate moving in the next five years?

		Frequency	Percent	Valid Percent	Cumulative Percent
Valid	Yes	169	31.6	32.4	32.4
	No	352	65.8	67.6	100.0
	Total	521	97.4	100.0	
Missing	Don't Know	14	2.6		
Total		535	100.0		

Quality of schools

		Frequency	Percent	Valid Percent	Cumulative Percent
Valid	Very Important	275	51.4	51.8	51.8
	Important	167	31.2	31.5	83.2
	Unimportant	76	14.2	14.3	97.6
	Very Unimportant	13	2.4	2.4	100.0
	Total	531	99.3	100.0	
Missing	Don't Know	4	.7		
Total		535	100.0		

Quality of housing

		Frequency	Percent	Valid Percent	Cumulative Percent
Valid	Very Important	295	55.1	55.5	55.5
	Important	231	43.2	43.4	98.9
	Unimportant	5	.9	.9	99.8
	Very Unimportant	1	.2	.2	100.0
	Total	532	99.4	100.0	
Missing	Don't Know	2	.4		
	Refused	1	.2		
	Total	3	.6		
Total		535	100.0		

Price of housing

		Frequency	Percent	Valid Percent	Cumulative Percent
Valid	Very Important	285	53.3	53.7	53.7
	Important	237	44.3	44.6	98.3
	Unimportant	9	1.7	1.7	100.0
	Total	531	99.3	100.0	
Missing	Don't Know	4	.7		
Total		535	100.0		

Access to parks, green space and recreation

		Frequency	Percent	Valid Percent	Cumulative Percent
Valid	Very Important	145	27.1	27.5	27.5
	Important	317	59.3	60.2	87.7
	Unimportant	61	11.4	11.6	99.2
	Very Unimportant	4	.7	.8	100.0
	Total	527	98.5	100.0	
Missing	Don't Know	8	1.5		
Total		535	100.0		

Shopping opportunities

		Frequency	Percent	Valid Percent	Cumulative Percent
Valid	Very Important	95	17.8	17.9	17.9
	Important	349	65.2	65.6	83.5
	Unimportant	79	14.8	14.8	98.3
	Very Unimportant	9	1.7	1.7	100.0
	Total	532	99.4	100.0	
Missing	Don't Know	3	.6		
Total		535	100.0		

Job opportunities

		Frequency	Percent	Valid Percent	Cumulative Percent
Valid	Very Important	311	58.1	58.8	58.8
	Important	162	30.3	30.6	89.4
	Unimportant	54	10.1	10.2	99.6
	Very Unimportant	2	.4	.4	100.0
	Total	529	98.9	100.0	
Missing	Don't Know	5	.9		
	Refused	1	.2		
	Total	6	1.1		
Total		535	100.0		

Which would you recommend to a friend or neighbor as a community to move to that has excellent educational opportunities for people of all ages?

		Frequency	Percent	Valid Percent	Cumulative Percent
Valid	Beavercreek	220	41.1	46.6	46.6
	Centerville	125	23.4	26.5	73.1
	Oakwood	73	13.6	15.5	88.6
	Yellow Springs	54	10.1	11.4	100.0
	Total	472	88.2	100.0	
Missing	Don't Know	61	11.4		
	Refused	2	.4		
	Total	63	11.8		
Total		535	100.0		

How far do you typically drive to shop for unique personal and household accessories, clothing, specialty food items and gifts?

		Frequency	Percent	Valid Percent	Cumulative Percent
Valid	Less than 10 minutes	145	27.1	27.7	27.7
	10-20 minutes	242	45.2	46.2	73.9
	21-30 minutes	92	17.2	17.6	91.4
	More than 30 minutes	45	8.4	8.6	100.0
	Total	524	97.9	100.0	
Missing	Don't Know	7	1.3		
	Refused	4	.7		
	Total	11	2.1		
Total		535	100.0		

Which would you recommend to a friend or neighbor as a community that has unique shopping opportunities?

		Frequency	Percent	Valid Percent	Cumulative Percent
Valid	Beavercreek	343	64.1	67.8	67.8
	Bellbrook	13	2.4	2.6	70.4
	Centerville	66	12.3	13.0	83.4
	Yellow Springs	84	15.7	16.6	100.0
	Total	506	94.6	100.0	
Missing	Don't Know	26	4.9		
	Refused	3	.6		
	Total	29	5.4		
Total		535	100.0		

Which would you recommend to a friend or neighbor as a community that has excellent recreation opportunities?

		Frequency	Percent	Valid Percent	Cumulative Percent
Valid	Bellbrook	117	21.9	32.1	32.1
	Englewood	66	12.3	18.1	50.3
	Germantown	22	4.1	6.0	56.3
	Yellow Springs	159	29.7	43.7	100.0
	Total	364	68.0	100.0	
Missing	Don't Know	161	30.1		
	Refused	10	1.9		
	Total	171	32.0		
Total		535	100.0		

Which would you recommend to a friend or neighbor as a community that would be an excellent place to buy a home?

		Frequency	Percent	Valid Percent	Cumulative Percent
Valid	Bellbrook	95	17.8	20.0	20.0
	Beavercreek	238	44.5	50.1	70.1
	Centerville	89	16.6	18.7	88.8
	Yellow Springs	53	9.9	11.2	100.0
	Total	475	88.8	100.0	
Missing	Don't Know	57	10.7		
	Refused	3	.6		
	Total	60	11.2		
Total		535	100.0		

Which would you recommend to a friend or neighbor as a community that would be an excellent place to work?

		Frequency	Percent	Valid Percent	Cumulative Percent
Valid	Beavercreek	182	34.0	42.5	42.5
	Centerville	138	25.8	32.2	74.8
	Fairborn	91	17.0	21.3	96.0
	Yellow Springs	17	3.2	4.0	100.0
	Total	428	80.0	100.0	
Missing	Don't Know	100	18.7		
	Refused	7	1.3		
	Total	107	20.0		
Total		535	100.0		

Please stop me when I reach your age. Are you:

		Frequency	Percent	Valid Percent	Cumulative Percent
Valid	18-24	51	9.5	9.6	9.6
	25-34	84	15.7	15.8	25.3
	35-44	107	20.0	20.1	45.4
	45-54	113	21.1	21.2	66.6
	55-64	72	13.5	13.5	80.1
	65 or older	106	19.8	19.9	100.0
	Total	533	99.6	100.0	
Missing	Refused	2	.4		
Total		535	100.0		

Politically, do you characterize yourself as:

		Frequency	Percent	Valid Percent	Cumulative Percent
Valid	Very Conservative	76	14.2	14.9	14.9
	Moderately Conservative	154	28.8	30.2	45.1
	Middle of the Road	186	34.8	36.5	81.6
	Moderately Liberal	73	13.6	14.3	95.9
	Very Liberal	21	3.9	4.1	100.0
	Total	510	95.3	100.0	
Missing	Don't Know	19	3.6		
	Refused	6	1.1		
	Total	25	4.7		
Total		535	100.0		

What race do you consider yourself to be?

		Frequency	Percent	Valid Percent	Cumulative Percent
Valid	Caucasian/White	455	85.0	86.5	86.5
	African-American/Black	37	6.9	7.0	93.5
	American Indian or Alaskan Native	6	1.1	1.1	94.7
	Asian or Pacific Islander	4	.7	.8	95.4
	Biracial	6	1.1	1.1	96.6
	Another Race	18	3.4	3.4	100.0
	Total	526	98.3	100.0	
	Missing	Don't Know	1	.2	
Refused		8	1.5		
Total		9	1.7		
Total		535	100.0		

Please tell me which of the following best categorizes your total household income?

		Frequency	Percent	Valid Percent	Cumulative Percent
Valid	Less than \$20,000	53	9.9	11.4	11.4
	\$20,000 to \$39,999	115	21.5	24.7	36.1
	\$40,000 to \$59,999	107	20.0	23.0	59.1
	\$60,000 to \$74,999	75	14.0	16.1	75.3
	\$75,000 to \$99,999	63	11.8	13.5	88.8
	\$100,000 or more	52	9.7	11.2	100.0
	Total	465	86.9	100.0	
Missing	Don't Know	9	1.7		
	Refused	61	11.4		
	Total	70	13.1		
Total		535	100.0		

Was the respondent:

		Frequency	Percent	Valid Percent	Cumulative Percent
Valid	Male	225	42.1	42.1	42.1
	Female	310	57.9	57.9	100.0
	Total	535	100.0	100.0	

Appendix B: Survey Crosstabs

Which would you recommend to a friend or neighbor as a community to move to that has excellent educational opportunities for people of all ages? * What race do you consider yourself to be?

Crosstab

			What race do you consider yourself to be?					Total	
			Caucasian/ White	African- American/ Black	American Indian or Alaskan Native	Asian or Pacific Islander	Biracial		Another Race
Which would you recommend to a friend or neighbor as a community to move to that has excellent educational opportunities for people of all ages?	Beavercreek	Count	191	16	0	1	0	8	216
		% within What race do you consider yourself to be?	47.2%	50.0%	.0%	25.0%	.0%	57.1%	46.6%
		% of Total	41.2%	3.4%	.0%	.2%	.0%	1.7%	46.6%
	Centerville	Count	105	8	0	3	3	4	123
		% within What race do you consider yourself to be?	25.9%	25.0%	.0%	75.0%	50.0%	28.6%	26.5%
		% of Total	22.6%	1.7%	.0%	.6%	.6%	.9%	26.5%
	Oakwood	Count	64	3	2	0	1	1	71
		% within What race do you consider yourself to be?	15.8%	9.4%	66.7%	.0%	16.7%	7.1%	15.3%
		% of Total	13.8%	.6%	.4%	.0%	.2%	.2%	15.3%
	Yellow Springs	Count	45	5	1	0	2	1	54
		% within What race do you consider yourself to be?	11.1%	15.6%	33.3%	.0%	33.3%	7.1%	11.6%
		% of Total	9.7%	1.1%	.2%	.0%	.4%	.2%	11.6%
Total	Count	405	32	3	4	6	14	464	
	% within What race do you consider yourself to be?	100.0%	100.0%	100.0%	100.0%	100.0%	100.0%	100.0%	
	% of Total	87.3%	6.9%	.6%	.9%	1.3%	3.0%	100.0%	

Which would you recommend to a friend or neighbor as a community that has unique shopping opportunities? * What race do you consider yourself to be?

Crosstab

			What race do you consider yourself to be?					Total	
			Caucasian/ White	African- American/ Black	American Indian or Alaskan Native	Asian or Pacific Islander	Biracial		Another Race
Which would you recommend to a friend or neighbor as a community that has unique shopping opportunities?	Beavercreek	Count	290	26	4	2	4	10	336
		% within What race do you consider yourself to be?	67.4%	70.3%	66.7%	50.0%	80.0%	62.5%	67.5%
		% of Total	58.2%	5.2%	.8%	.4%	.8%	2.0%	67.5%
	Bellbrook	Count	11	1	0	0	0	1	13
		% within What race do you consider yourself to be?	2.6%	2.7%	.0%	.0%	.0%	6.3%	2.6%
		% of Total	2.2%	.2%	.0%	.0%	.0%	.2%	2.6%
	Centerville	Count	53	6	1	2	1	3	66
		% within What race do you consider yourself to be?	12.3%	16.2%	16.7%	50.0%	20.0%	18.8%	13.3%
		% of Total	10.6%	1.2%	.2%	.4%	.2%	.6%	13.3%
	Yellow Springs	Count	76	4	1	0	0	2	83
		% within What race do you consider yourself to be?	17.7%	10.8%	16.7%	.0%	.0%	12.5%	16.7%
		% of Total	15.3%	.8%	.2%	.0%	.0%	.4%	16.7%
Total	Count	430	37	6	4	5	16	498	
	% within What race do you consider yourself to be?	100.0%	100.0%	100.0%	100.0%	100.0%	100.0%	100.0%	
	% of Total	86.3%	7.4%	1.2%	.8%	1.0%	3.2%	100.0%	

Which would you recommend to a friend or neighbor as a community that has excellent recreation opportunities? * What race do you consider yourself to be?

Crosstab

			What race do you consider yourself to be?					Total	
			Caucasian/ White	African- American/ Black	American Indian or Alaskan Native	Asian or Pacific Islander	Biracial		Another Race
Which would you recommend to a friend or neighbor as a community that has excellent recreation opportunities?	Bellbrook	Count	107	5	2	0	0	1	115
		% within What race do you consider yourself to be?	33.6%	17.9%	50.0%	.0%	.0%	12.5%	31.9%
		% of Total	29.7%	1.4%	.6%	.0%	.0%	.3%	31.9%
	Englewood	Count	58	6	0	0	1	1	66
		% within What race do you consider yourself to be?	18.2%	21.4%	.0%	.0%	100.0%	12.5%	18.3%
		% of Total	16.1%	1.7%	.0%	.0%	.3%	.3%	18.3%
	Germantown	Count	19	1	0	0	0	2	22
		% within What race do you consider yourself to be?	6.0%	3.6%	.0%	.0%	.0%	25.0%	6.1%
		% of Total	5.3%	.3%	.0%	.0%	.0%	.6%	6.1%
	Yellow Springs	Count	134	16	2	1	0	4	157
		% within What race do you consider yourself to be?	42.1%	57.1%	50.0%	100.0%	.0%	50.0%	43.6%
		% of Total	37.2%	4.4%	.6%	.3%	.0%	1.1%	43.6%
Total	Count	318	28	4	1	1	8	360	
	% within What race do you consider yourself to be?	100.0%	100.0%	100.0%	100.0%	100.0%	100.0%	100.0%	
	% of Total	88.3%	7.8%	1.1%	.3%	.3%	2.2%	100.0%	

Which would you recommend to a friend or neighbor as a community that would be an excellent place to buy a home? * What race do you consider yourself to be?

Crosstab

			What race do you consider yourself to be?						Total
			Caucasian/ White	African- American/ Black	American Indian or Alaskan Native	Asian or Pacific Islander	Biracial	Another Race	
Which would you recommend to a friend or neighbor as a community that would be an excellent place to buy a home?	Bellbrook	Count	83	5	0	0	1	5	94
		% within What race do you consider yourself to be?	20.6%	13.5%	.0%	.0%	16.7%	31.3%	20.1%
		% of Total	17.7%	1.1%	.0%	.0%	.2%	1.1%	20.1%
	Beavercreek	Count	203	19	1	1	2	9	235
		% within What race do you consider yourself to be?	50.5%	51.4%	33.3%	25.0%	33.3%	56.3%	50.2%
		% of Total	43.4%	4.1%	.2%	.2%	.4%	1.9%	50.2%
	Centerville	Count	72	8	2	3	2	1	88
		% within What race do you consider yourself to be?	17.9%	21.6%	66.7%	75.0%	33.3%	6.3%	18.8%
		% of Total	15.4%	1.7%	.4%	.6%	.4%	.2%	18.8%
	Yellow Springs	Count	44	5	0	0	1	1	51
		% within What race do you consider yourself to be?	10.9%	13.5%	.0%	.0%	16.7%	6.3%	10.9%
		% of Total	9.4%	1.1%	.0%	.0%	.2%	.2%	10.9%
Total	Count	402	37	3	4	6	16	468	
	% within What race do you consider yourself to be?	100.0%	100.0%	100.0%	100.0%	100.0%	100.0%	100.0%	
	% of Total	85.9%	7.9%	.6%	.9%	1.3%	3.4%	100.0%	

Which would you recommend to a friend or neighbor as a community that would be an excellent place to work? * What race do you consider yourself to be?

Crosstab

			What race do you consider yourself to be?						Total
			Caucasian/ White	African- American/ Black	American Indian or Alaskan Native	Asian or Pacific Islander	Biracial	Another Race	
Which would you recommend to a friend or neighbor as a community that would be an excellent place to work?	Beavercreek	Count	159	10	2	2	2	5	180
		% within What race do you consider yourself to be?	43.6%	30.3%	50.0%	50.0%	40.0%	45.5%	42.7%
		% of Total	37.7%	2.4%	.5%	.5%	.5%	1.2%	42.7%
	Centerville	Count	115	12	1	1	1	6	136
		% within What race do you consider yourself to be?	31.5%	36.4%	25.0%	25.0%	20.0%	54.5%	32.2%
		% of Total	27.3%	2.8%	.2%	.2%	.2%	1.4%	32.2%
	Fairborn	Count	77	8	1	1	2	0	89
		% within What race do you consider yourself to be?	21.1%	24.2%	25.0%	25.0%	40.0%	.0%	21.1%
		% of Total	18.2%	1.9%	.2%	.2%	.5%	.0%	21.1%
	Yellow Springs	Count	14	3	0	0	0	0	17
		% within What race do you consider yourself to be?	3.8%	9.1%	.0%	.0%	.0%	.0%	4.0%
		% of Total	3.3%	.7%	.0%	.0%	.0%	.0%	4.0%
Total	Count	365	33	4	4	5	11	422	
	% within What race do you consider yourself to be?	100.0%	100.0%	100.0%	100.0%	100.0%	100.0%	100.0%	
	% of Total	86.5%	7.8%	.9%	.9%	1.2%	2.6%	100.0%	

Which would you recommend to a friend or neighbor as a community to move to that has excellent educational opportunities for people of all ages? * Please tell me which of the following best categorizes your total household income?

Crosstab

			Please tell me which of the following best categorizes your total household income?						Total
			Less than \$20,000	\$20,000 to \$39,999	\$40,000 to \$59,999	\$60,000 to \$74,999	\$75,000 to \$99,999	\$100,000 or more	
Which would you recommend to a friend or neighbor as a community to move to that has excellent educational opportunities for people of all ages?	Beavercreek	Count	21	47	43	36	28	20	195
		% within Please tell me which of the following best categorizes your total household income?	51.2%	44.8%	44.3%	52.2%	51.9%	42.6%	47.2%
		% of Total	5.1%	11.4%	10.4%	8.7%	6.8%	4.8%	47.2%
	Centerville	Count	15	28	27	16	9	17	112
		% within Please tell me which of the following best categorizes your total household income?	36.6%	26.7%	27.8%	23.2%	16.7%	36.2%	27.1%
		% of Total	3.6%	6.8%	6.5%	3.9%	2.2%	4.1%	27.1%
	Oakwood	Count	4	14	15	11	8	7	59
		% within Please tell me which of the following best categorizes your total household income?	9.8%	13.3%	15.5%	15.9%	14.8%	14.9%	14.3%
		% of Total	1.0%	3.4%	3.6%	2.7%	1.9%	1.7%	14.3%
	Yellow Springs	Count	1	16	12	6	9	3	47
		% within Please tell me which of the following best categorizes your total household income?	2.4%	15.2%	12.4%	8.7%	16.7%	6.4%	11.4%
		% of Total	.2%	3.9%	2.9%	1.5%	2.2%	.7%	11.4%
Total	Count	41	105	97	69	54	47	413	
	% within Please tell me which of the following best categorizes your total household income?	100.0%	100.0%	100.0%	100.0%	100.0%	100.0%	100.0%	
	% of Total	9.9%	25.4%	23.5%	16.7%	13.1%	11.4%	100.0%	

Which would you recommend to a friend or neighbor as a community that has unique shopping opportunities? * Please tell me which of the following best categorizes your total household income?

Crosstab

			Please tell me which of the following best categorizes your total household income?						Total
			Less than \$20,000	\$20,000 to \$39,999	\$40,000 to \$59,999	\$60,000 to \$74,999	\$75,000 to \$99,999	\$100,000 or more	
Which would you recommend to a friend or neighbor as a community that has unique shopping opportunities?	Beavercreek	Count	34	68	65	57	40	32	296
		% within Please tell me which of the following best categorizes your total household income?	72.3%	61.8%	61.9%	79.2%	70.2%	62.7%	67.0%
		% of Total	7.7%	15.4%	14.7%	12.9%	9.0%	7.2%	67.0%
	Bellbrook	Count	0	2	5	3	1	0	11
		% within Please tell me which of the following best categorizes your total household income?	.0%	1.8%	4.8%	4.2%	1.8%	.0%	2.5%
		% of Total	.0%	.5%	1.1%	.7%	.2%	.0%	2.5%
	Centerville	Count	7	18	15	7	7	6	60
		% within Please tell me which of the following best categorizes your total household income?	14.9%	16.4%	14.3%	9.7%	12.3%	11.8%	13.6%
		% of Total	1.6%	4.1%	3.4%	1.6%	1.6%	1.4%	13.6%
	Yellow Springs	Count	6	22	20	5	9	13	75
		% within Please tell me which of the following best categorizes your total household income?	12.8%	20.0%	19.0%	6.9%	15.8%	25.5%	17.0%
		% of Total	1.4%	5.0%	4.5%	1.1%	2.0%	2.9%	17.0%
Total	Count	47	110	105	72	57	51	442	
	% within Please tell me which of the following best categorizes your total household income?	100.0%	100.0%	100.0%	100.0%	100.0%	100.0%	100.0%	
	% of Total	10.6%	24.9%	23.8%	16.3%	12.9%	11.5%	100.0%	

Which would you recommend to a friend or neighbor as a community that has excellent recreation opportunities? * Please tell me which of the following best categorizes your total household income?

Crosstab

			Please tell me which of the following best categorizes your total household income?						Total
			Less than \$20,000	\$20,000 to \$39,999	\$40,000 to \$59,999	\$60,000 to \$74,999	\$75,000 to \$99,999	\$100,000 or more	
Which would you recommend to a friend or neighbor as a community that has excellent recreation opportunities?	Bellbrook	Count	15	20	25	18	8	19	105
		% within Please tell me which of the following best categorizes your total household income?	40.5%	28.6%	33.8%	32.7%	17.4%	43.2%	32.2%
		% of Total	4.6%	6.1%	7.7%	5.5%	2.5%	5.8%	32.2%
	Englewood	Count	6	18	15	5	12	3	59
		% within Please tell me which of the following best categorizes your total household income?	16.2%	25.7%	20.3%	9.1%	26.1%	6.8%	18.1%
		% of Total	1.8%	5.5%	4.6%	1.5%	3.7%	.9%	18.1%
	Germantown	Count	3	4	5	3	3	1	19
		% within Please tell me which of the following best categorizes your total household income?	8.1%	5.7%	6.8%	5.5%	6.5%	2.3%	5.8%
		% of Total	.9%	1.2%	1.5%	.9%	.9%	.3%	5.8%
	Yellow Springs	Count	13	28	29	29	23	21	143
		% within Please tell me which of the following best categorizes your total household income?	35.1%	40.0%	39.2%	52.7%	50.0%	47.7%	43.9%
		% of Total	4.0%	8.6%	8.9%	8.9%	7.1%	6.4%	43.9%
Total	Count	37	70	74	55	46	44	326	
	% within Please tell me which of the following best categorizes your total household income?	100.0%	100.0%	100.0%	100.0%	100.0%	100.0%	100.0%	
	% of Total	11.3%	21.5%	22.7%	16.9%	14.1%	13.5%	100.0%	

**Which would you recommend to a friend or neighbor as a community that would be an excellent place to buy a home? *
Please tell me which of the following best categorizes your total household income? ***

Crosstab

			Please tell me which of the following best categorizes your total household income?						Total
			Less than \$20,000	\$20,000 to \$39,999	\$40,000 to \$59,999	\$60,000 to \$74,999	\$75,000 to \$99,999	\$100,000 or more	
Which would you recommend to a friend or neighbor as a community that would be an excellent place to buy a home?	Bellbrook	Count	6	17	21	10	11	17	82
		% within Please tell me which of the following best categorizes your total household income?	14.3%	16.5%	21.0%	15.6%	19.0%	32.7%	19.6%
		% of Total	1.4%	4.1%	5.0%	2.4%	2.6%	4.1%	19.6%
	Beavercreek	Count	21	50	49	36	34	23	213
		% within Please tell me which of the following best categorizes your total household income?	50.0%	48.5%	49.0%	56.3%	58.6%	44.2%	50.8%
		% of Total	5.0%	11.9%	11.7%	8.6%	8.1%	5.5%	50.8%
	Centerville	Count	10	24	18	10	7	10	79
		% within Please tell me which of the following best categorizes your total household income?	23.8%	23.3%	18.0%	15.6%	12.1%	19.2%	18.9%
		% of Total	2.4%	5.7%	4.3%	2.4%	1.7%	2.4%	18.9%
	Yellow Springs	Count	5	12	12	8	6	2	45
		% within Please tell me which of the following best categorizes your total household income?	11.9%	11.7%	12.0%	12.5%	10.3%	3.8%	10.7%
		% of Total	1.2%	2.9%	2.9%	1.9%	1.4%	.5%	10.7%
Total	Count	42	103	100	64	58	52	419	
	% within Please tell me which of the following best categorizes your total household income?	100.0%	100.0%	100.0%	100.0%	100.0%	100.0%	100.0%	
	% of Total	10.0%	24.6%	23.9%	15.3%	13.8%	12.4%	100.0%	

Which would you recommend to a friend or neighbor as a community that would be an excellent place to work? * Please tell me which of the following best categorizes your total household income?

Crosstab

			Please tell me which of the following best categorizes your total household income?						Total
			Less than \$20,000	\$20,000 to \$39,999	\$40,000 to \$59,999	\$60,000 to \$74,999	\$75,000 to \$99,999	\$100,000 or more	
Which would you recommend to a friend or neighbor as a community that would be an excellent place to work?	Beavercreek	Count	14	39	35	31	23	20	162
		% within Please tell me which of the following best categorizes your total household income?	32.6%	41.1%	39.3%	49.2%	48.9%	46.5%	42.6%
		% of Total	3.7%	10.3%	9.2%	8.2%	6.1%	5.3%	42.6%
	Centerville	Count	15	25	31	20	13	15	119
		% within Please tell me which of the following best categorizes your total household income?	34.9%	26.3%	34.8%	31.7%	27.7%	34.9%	31.3%
		% of Total	3.9%	6.6%	8.2%	5.3%	3.4%	3.9%	31.3%
	Fairborn	Count	13	24	21	11	10	7	86
		% within Please tell me which of the following best categorizes your total household income?	30.2%	25.3%	23.6%	17.5%	21.3%	16.3%	22.6%
		% of Total	3.4%	6.3%	5.5%	2.9%	2.6%	1.8%	22.6%
	Yellow Springs	Count	1	7	2	1	1	1	13
		% within Please tell me which of the following best categorizes your total household income?	2.3%	7.4%	2.2%	1.6%	2.1%	2.3%	3.4%
		% of Total	.3%	1.8%	.5%	.3%	.3%	.3%	3.4%
Total	Count	43	95	89	63	47	43	380	
	% within Please tell me which of the following best categorizes your total household income?	100.0%	100.0%	100.0%	100.0%	100.0%	100.0%	100.0%	
	% of Total	11.3%	25.0%	23.4%	16.6%	12.4%	11.3%	100.0%	

Which would you recommend to a friend or neighbor as a community to move to that has excellent educational opportunities for people of all ages? * Please stop me when I reach your age. Are you:

Crosstab

			Please stop me when I reach your age. Are you:						Total
			18-24	25-34	35-44	45-54	55-64	65 or older	
Which would you recommend to a friend or neighbor as a community to move to that has excellent educational opportunities for people of all ages?	Beavercreek	Count	19	38	43	44	28	47	219
		% within Please stop me when I reach your age. Are you:	38.8%	48.1%	46.7%	45.4%	44.4%	52.2%	46.6%
		% of Total	4.0%	8.1%	9.1%	9.4%	6.0%	10.0%	46.6%
	Centerville	Count	18	21	25	22	13	26	125
		% within Please stop me when I reach your age. Are you:	36.7%	26.6%	27.2%	22.7%	20.6%	28.9%	26.6%
		% of Total	3.8%	4.5%	5.3%	4.7%	2.8%	5.5%	26.6%
	Oakwood	Count	3	16	11	18	12	13	73
		% within Please stop me when I reach your age. Are you:	6.1%	20.3%	12.0%	18.6%	19.0%	14.4%	15.5%
		% of Total	.6%	3.4%	2.3%	3.8%	2.6%	2.8%	15.5%
	Yellow Springs	Count	9	4	13	13	10	4	53
		% within Please stop me when I reach your age. Are you:	18.4%	5.1%	14.1%	13.4%	15.9%	4.4%	11.3%
		% of Total	1.9%	.9%	2.8%	2.8%	2.1%	.9%	11.3%
Total	Count	49	79	92	97	63	90	470	
	% within Please stop me when I reach your age. Are you:	100.0%	100.0%	100.0%	100.0%	100.0%	100.0%	100.0%	
	% of Total	10.4%	16.8%	19.6%	20.6%	13.4%	19.1%	100.0%	

Which would you recommend to a friend or neighbor as a community that has unique shopping opportunities? * Please stop me when I reach your age. Are you:

Crosstab

			Please stop me when I reach your age. Are you:						Total
			18-24	25-34	35-44	45-54	55-64	65 or older	
Which would you recommend to a friend or neighbor as a community that has unique shopping opportunities?	Beavercreek	Count	27	49	66	76	52	71	341
		% within Please stop me when I reach your age. Are you:	55.1%	60.5%	68.0%	69.1%	74.3%	73.2%	67.7%
		% of Total	5.4%	9.7%	13.1%	15.1%	10.3%	14.1%	67.7%
	Bellbrook	Count	1	2	4	3	1	2	13
		% within Please stop me when I reach your age. Are you:	2.0%	2.5%	4.1%	2.7%	1.4%	2.1%	2.6%
		% of Total	.2%	.4%	.8%	.6%	.2%	.4%	2.6%
	Centerville	Count	7	13	13	11	6	16	66
		% within Please stop me when I reach your age. Are you:	14.3%	16.0%	13.4%	10.0%	8.6%	16.5%	13.1%
		% of Total	1.4%	2.6%	2.6%	2.2%	1.2%	3.2%	13.1%
	Yellow Springs	Count	14	17	14	20	11	8	84
		% within Please stop me when I reach your age. Are you:	28.6%	21.0%	14.4%	18.2%	15.7%	8.2%	16.7%
		% of Total	2.8%	3.4%	2.8%	4.0%	2.2%	1.6%	16.7%
Total	Count	49	81	97	110	70	97	504	
	% within Please stop me when I reach your age. Are you:	100.0%	100.0%	100.0%	100.0%	100.0%	100.0%	100.0%	
	% of Total	9.7%	16.1%	19.2%	21.8%	13.9%	19.2%	100.0%	

Which would you recommend to a friend or neighbor as a community that has excellent recreation opportunities? * Please stop me when I reach your age. Are you:

Crosstab

			Please stop me when I reach your age. Are you:						Total
			18-24	25-34	35-44	45-54	55-64	65 or older	
Which would you recommend to a friend or neighbor as a community that has excellent recreation opportunities?	Bellbrook	Count	14	18	22	22	13	28	117
		% within Please stop me when I reach your age. Are you:	36.8%	27.7%	30.1%	25.0%	28.3%	51.9%	32.1%
		% of Total	3.8%	4.9%	6.0%	6.0%	3.6%	7.7%	32.1%
	Englewood	Count	6	9	15	18	9	9	66
		% within Please stop me when I reach your age. Are you:	15.8%	13.8%	20.5%	20.5%	19.6%	16.7%	18.1%
		% of Total	1.6%	2.5%	4.1%	4.9%	2.5%	2.5%	18.1%
	Germantown	Count	4	2	3	6	5	2	22
		% within Please stop me when I reach your age. Are you:	10.5%	3.1%	4.1%	6.8%	10.9%	3.7%	6.0%
		% of Total	1.1%	.5%	.8%	1.6%	1.4%	.5%	6.0%
	Yellow Springs	Count	14	36	33	42	19	15	159
		% within Please stop me when I reach your age. Are you:	36.8%	55.4%	45.2%	47.7%	41.3%	27.8%	43.7%
		% of Total	3.8%	9.9%	9.1%	11.5%	5.2%	4.1%	43.7%
Total	Count	38	65	73	88	46	54	364	
	% within Please stop me when I reach your age. Are you:	100.0%	100.0%	100.0%	100.0%	100.0%	100.0%	100.0%	
	% of Total	10.4%	17.9%	20.1%	24.2%	12.6%	14.8%	100.0%	

Which would you recommend to a friend or neighbor as a community that would be an excellent place to buy a home? *
Please stop me when I reach your age. Are you:

Crosstab

			Please stop me when I reach your age. Are you:						Total
			18-24	25-34	35-44	45-54	55-64	65 or older	
Which would you recommend to a friend or neighbor as a community that would be an excellent place to buy a home?	Bellbrook	Count	8	13	25	21	11	16	94
		% within Please stop me when I reach your age. Are you:	17.0%	16.3%	27.2%	20.6%	16.7%	18.4%	19.8%
		% of Total	1.7%	2.7%	5.3%	4.4%	2.3%	3.4%	19.8%
	Beavercreek	Count	24	43	44	50	36	41	238
		% within Please stop me when I reach your age. Are you:	51.1%	53.8%	47.8%	49.0%	54.5%	47.1%	50.2%
		% of Total	5.1%	9.1%	9.3%	10.5%	7.6%	8.6%	50.2%
	Centerville	Count	9	20	9	16	11	24	89
		% within Please stop me when I reach your age. Are you:	19.1%	25.0%	9.8%	15.7%	16.7%	27.6%	18.8%
		% of Total	1.9%	4.2%	1.9%	3.4%	2.3%	5.1%	18.8%
	Yellow Springs	Count	6	4	14	15	8	6	53
		% within Please stop me when I reach your age. Are you:	12.8%	5.0%	15.2%	14.7%	12.1%	6.9%	11.2%
		% of Total	1.3%	.8%	3.0%	3.2%	1.7%	1.3%	11.2%
Total	Count	47	80	92	102	66	87	474	
	% within Please stop me when I reach your age. Are you:	100.0%	100.0%	100.0%	100.0%	100.0%	100.0%	100.0%	
	% of Total	9.9%	16.9%	19.4%	21.5%	13.9%	18.4%	100.0%	

Which would you recommend to a friend or neighbor as a community that would be an excellent place to work? * Please stop me when I reach your age. Are you:

Crosstab

			Please stop me when I reach your age. Are you:						Total
			18-24	25-34	35-44	45-54	55-64	65 or older	
Which would you recommend to a friend or neighbor as a community that would be an excellent place to work?	Beavercreek	Count	24	26	37	35	29	31	182
		% within Please stop me when I reach your age. Are you:	50.0%	33.3%	43.0%	38.9%	56.9%	41.9%	42.6%
		% of Total	5.6%	6.1%	8.7%	8.2%	6.8%	7.3%	42.6%
	Centerville	Count	13	35	26	27	13	23	137
		% within Please stop me when I reach your age. Are you:	27.1%	44.9%	30.2%	30.0%	25.5%	31.1%	32.1%
		% of Total	3.0%	8.2%	6.1%	6.3%	3.0%	5.4%	32.1%
	Fairborn	Count	8	16	19	25	7	16	91
		% within Please stop me when I reach your age. Are you:	16.7%	20.5%	22.1%	27.8%	13.7%	21.6%	21.3%
		% of Total	1.9%	3.7%	4.4%	5.9%	1.6%	3.7%	21.3%
	Yellow Springs	Count	3	1	4	3	2	4	17
		% within Please stop me when I reach your age. Are you:	6.3%	1.3%	4.7%	3.3%	3.9%	5.4%	4.0%
		% of Total	.7%	.2%	.9%	.7%	.5%	.9%	4.0%
Total	Count	48	78	86	90	51	74	427	
	% within Please stop me when I reach your age. Are you:	100.0%	100.0%	100.0%	100.0%	100.0%	100.0%	100.0%	
	% of Total	11.2%	18.3%	20.1%	21.1%	11.9%	17.3%	100.0%	

Which would you recommend to a friend or neighbor as a community to move to that has excellent educational opportunities for people of all ages? * Politically, do you characterize yourself as:

Crosstab

			Politically, do you characterize yourself as:					Total
			Very Conservative	Moderately Conservative	Middle of the Road	Moderately Liberal	Very Liberal	
Which would you recommend to a friend or neighbor as a community to move to that has excellent educational opportunities for people of all ages?	Beavercreek	Count	31	69	75	29	3	207
		% within Politically, do you characterize yourself as:	44.3%	51.5%	44.6%	45.3%	17.6%	45.7%
		% of Total	6.8%	15.2%	16.6%	6.4%	.7%	45.7%
	Centerville	Count	19	36	46	15	6	122
		% within Politically, do you characterize yourself as:	27.1%	26.9%	27.4%	23.4%	35.3%	26.9%
		% of Total	4.2%	7.9%	10.2%	3.3%	1.3%	26.9%
	Oakwood	Count	10	20	29	9	3	71
		% within Politically, do you characterize yourself as:	14.3%	14.9%	17.3%	14.1%	17.6%	15.7%
		% of Total	2.2%	4.4%	6.4%	2.0%	.7%	15.7%
	Yellow Springs	Count	10	9	18	11	5	53
		% within Politically, do you characterize yourself as:	14.3%	6.7%	10.7%	17.2%	29.4%	11.7%
		% of Total	2.2%	2.0%	4.0%	2.4%	1.1%	11.7%
Total	Count	70	134	168	64	17	453	
	% within Politically, do you characterize yourself as:	100.0%	100.0%	100.0%	100.0%	100.0%	100.0%	
	% of Total	15.5%	29.6%	37.1%	14.1%	3.8%	100.0%	

Which would you recommend to a friend or neighbor as a community that has unique shopping opportunities? * Politically, do you characterize yourself as:

Crosstab

			Politically, do you characterize yourself as:					Total
			Very Conservative	Moderately Conservative	Middle of the Road	Moderately Liberal	Very Liberal	
Which would you recommend to a friend or neighbor as a community that has unique shopping opportunities?	Beavercreek	Count	55	102	121	39	9	326
		% within Politically, do you characterize yourself as:	78.6%	69.4%	68.4%	55.7%	45.0%	67.4%
		% of Total	11.4%	21.1%	25.0%	8.1%	1.9%	67.4%
	Bellbrook	Count	1	5	1	3	2	12
		% within Politically, do you characterize yourself as:	1.4%	3.4%	.6%	4.3%	10.0%	2.5%
		% of Total	.2%	1.0%	.2%	.6%	.4%	2.5%
	Centerville	Count	7	21	21	11	3	63
		% within Politically, do you characterize yourself as:	10.0%	14.3%	11.9%	15.7%	15.0%	13.0%
		% of Total	1.4%	4.3%	4.3%	2.3%	.6%	13.0%
	Yellow Springs	Count	7	19	34	17	6	83
		% within Politically, do you characterize yourself as:	10.0%	12.9%	19.2%	24.3%	30.0%	17.1%
		% of Total	1.4%	3.9%	7.0%	3.5%	1.2%	17.1%
Total	Count	70	147	177	70	20	484	
	% within Politically, do you characterize yourself as:	100.0%	100.0%	100.0%	100.0%	100.0%	100.0%	
	% of Total	14.5%	30.4%	36.6%	14.5%	4.1%	100.0%	

Which would you recommend to a friend or neighbor as a community that has excellent recreation opportunities? *
Politically, do you characterize yourself as:

Crosstab

			Politically, do you characterize yourself as:					Total
			Very Conservative	Moderately Conservative	Middle of the Road	Moderately Liberal	Very Liberal	
Which would you recommend to a friend or neighbor as a community that has excellent recreation opportunities?	Bellbrook	Count	15	48	37	11	2	113
		% within Politically, do you characterize yourself as:	33.3%	41.4%	30.3%	21.2%	14.3%	32.4%
		% of Total	4.3%	13.8%	10.6%	3.2%	.6%	32.4%
	Englewood	Count	11	18	28	6	2	65
		% within Politically, do you characterize yourself as:	24.4%	15.5%	23.0%	11.5%	14.3%	18.6%
		% of Total	3.2%	5.2%	8.0%	1.7%	.6%	18.6%
	Germantown	Count	7	9	3	0	1	20
		% within Politically, do you characterize yourself as:	15.6%	7.8%	2.5%	.0%	7.1%	5.7%
		% of Total	2.0%	2.6%	.9%	.0%	.3%	5.7%
	Yellow Springs	Count	12	41	54	35	9	151
		% within Politically, do you characterize yourself as:	26.7%	35.3%	44.3%	67.3%	64.3%	43.3%
		% of Total	3.4%	11.7%	15.5%	10.0%	2.6%	43.3%
Total	Count	45	116	122	52	14	349	
	% within Politically, do you characterize yourself as:	100.0%	100.0%	100.0%	100.0%	100.0%	100.0%	
	% of Total	12.9%	33.2%	35.0%	14.9%	4.0%	100.0%	

Which would you recommend to a friend or neighbor as a community that would be an excellent place to buy a home? *
Politically, do you characterize yourself as:

Crosstab

			Politically, do you characterize yourself as:					Total
			Very Conservative	Moderately Conservative	Middle of the Road	Moderately Liberal	Very Liberal	
Which would you recommend to a friend or neighbor as a community that would be an excellent place to buy a home?	Bellbrook	Count	12	30	37	10	0	89
		% within Politically, do you characterize yourself as:	18.5%	22.1%	22.2%	14.5%	.0%	19.6%
		% of Total	2.6%	6.6%	8.1%	2.2%	.0%	19.6%
	Beavercreek	Count	34	75	79	34	7	229
		% within Politically, do you characterize yourself as:	52.3%	55.1%	47.3%	49.3%	41.2%	50.4%
		% of Total	7.5%	16.5%	17.4%	7.5%	1.5%	50.4%
	Centerville	Count	12	26	32	11	6	87
		% within Politically, do you characterize yourself as:	18.5%	19.1%	19.2%	15.9%	35.3%	19.2%
		% of Total	2.6%	5.7%	7.0%	2.4%	1.3%	19.2%
	Yellow Springs	Count	7	5	19	14	4	49
		% within Politically, do you characterize yourself as:	10.8%	3.7%	11.4%	20.3%	23.5%	10.8%
		% of Total	1.5%	1.1%	4.2%	3.1%	.9%	10.8%
Total	Count	65	136	167	69	17	454	
	% within Politically, do you characterize yourself as:	100.0%	100.0%	100.0%	100.0%	100.0%	100.0%	
	% of Total	14.3%	30.0%	36.8%	15.2%	3.7%	100.0%	

Which would you recommend to a friend or neighbor as a community that would be an excellent place to work? * Politically, do you characterize yourself as:

Crosstab

			Politically, do you characterize yourself as:					Total
			Very Conservative	Moderately Conservative	Middle of the Road	Moderately Liberal	Very Liberal	
Which would you recommend to a friend or neighbor as a community that would be an excellent place to work?	Beavercreek	Count	25	52	67	23	8	175
		% within Politically, do you characterize yourself as:	43.9%	43.3%	41.9%	40.4%	50.0%	42.7%
		% of Total	6.1%	12.7%	16.3%	5.6%	2.0%	42.7%
	Centerville	Count	15	37	61	15	3	131
		% within Politically, do you characterize yourself as:	26.3%	30.8%	38.1%	26.3%	18.8%	32.0%
		% of Total	3.7%	9.0%	14.9%	3.7%	.7%	32.0%
	Fairborn	Count	14	27	25	17	4	87
		% within Politically, do you characterize yourself as:	24.6%	22.5%	15.6%	29.8%	25.0%	21.2%
		% of Total	3.4%	6.6%	6.1%	4.1%	1.0%	21.2%
	Yellow Springs	Count	3	4	7	2	1	17
		% within Politically, do you characterize yourself as:	5.3%	3.3%	4.4%	3.5%	6.3%	4.1%
		% of Total	.7%	1.0%	1.7%	.5%	.2%	4.1%
Total	Count	57	120	160	57	16	410	
	% within Politically, do you characterize yourself as:	100.0%	100.0%	100.0%	100.0%	100.0%	100.0%	
	% of Total	13.9%	29.3%	39.0%	13.9%	3.9%	100.0%	

Which would you recommend to a friend or neighbor as a community to move to that has excellent educational opportunities for people of all ages? * How would you rate the Miami Valley as a place to live?

Crosstab

			How would you rate the Miami Valley as a place to live?				Total
			Excellent	Good	Fair	Poor	
Which would you recommend to a friend or neighbor as a community to move to that has excellent educational opportunities for people of all ages?	Beavercreek	Count	45	139	34	1	219
		% within How would you rate the Miami Valley as a place to live?	59.2%	48.3%	36.2%	7.7%	46.5%
		% of Total	9.6%	29.5%	7.2%	.2%	46.5%
	Centerville	Count	16	73	31	5	125
		% within How would you rate the Miami Valley as a place to live?	21.1%	25.3%	33.0%	38.5%	26.5%
		% of Total	3.4%	15.5%	6.6%	1.1%	26.5%
	Oakwood	Count	9	44	18	2	73
		% within How would you rate the Miami Valley as a place to live?	11.8%	15.3%	19.1%	15.4%	15.5%
		% of Total	1.9%	9.3%	3.8%	.4%	15.5%
	Yellow Springs	Count	6	32	11	5	54
		% within How would you rate the Miami Valley as a place to live?	7.9%	11.1%	11.7%	38.5%	11.5%
		% of Total	1.3%	6.8%	2.3%	1.1%	11.5%
Total	Count	76	288	94	13	471	
	% within How would you rate the Miami Valley as a place to live?	100.0%	100.0%	100.0%	100.0%	100.0%	
	% of Total	16.1%	61.1%	20.0%	2.8%	100.0%	

Which would you recommend to a friend or neighbor as a community that has unique shopping opportunities? * How would you rate the Miami Valley as a place to live?

Crosstab

			How would you rate the Miami Valley as a place to live?				Total
			Excellent	Good	Fair	Poor	
Which would you recommend to a friend or neighbor as a community that has unique shopping opportunities?	Beavercreek	Count	62	207	64	8	341
		% within How would you rate the Miami Valley as a place to live?	72.9%	67.4%	65.3%	57.1%	67.7%
		% of Total	12.3%	41.1%	12.7%	1.6%	67.7%
	Bellbrook	Count	4	5	2	2	13
		% within How would you rate the Miami Valley as a place to live?	4.7%	1.6%	2.0%	14.3%	2.6%
		% of Total	.8%	1.0%	.4%	.4%	2.6%
	Centerville	Count	11	36	15	4	66
		% within How would you rate the Miami Valley as a place to live?	12.9%	11.7%	15.3%	28.6%	13.1%
		% of Total	2.2%	7.1%	3.0%	.8%	13.1%
	Yellow Springs	Count	8	59	17	0	84
		% within How would you rate the Miami Valley as a place to live?	9.4%	19.2%	17.3%	.0%	16.7%
		% of Total	1.6%	11.7%	3.4%	.0%	16.7%
Total	Count	85	307	98	14	504	
	% within How would you rate the Miami Valley as a place to live?	100.0%	100.0%	100.0%	100.0%	100.0%	
	% of Total	16.9%	60.9%	19.4%	2.8%	100.0%	

Which would you recommend to a friend or neighbor as a community that has excellent recreation opportunities? * How would you rate the Miami Valley as a place to live?

Crosstab

			How would you rate the Miami Valley as a place to live?				Total
			Excellent	Good	Fair	Poor	
Which would you recommend to a friend or neighbor as a community that has excellent recreation opportunities?	Bellbrook	Count	28	64	21	4	117
		% within How would you rate the Miami Valley as a place to live?	41.8%	30.6%	28.4%	33.3%	32.3%
		% of Total	7.7%	17.7%	5.8%	1.1%	32.3%
	Englewood	Count	11	38	15	2	66
		% within How would you rate the Miami Valley as a place to live?	16.4%	18.2%	20.3%	16.7%	18.2%
		% of Total	3.0%	10.5%	4.1%	.6%	18.2%
	Germantown	Count	2	15	4	0	21
		% within How would you rate the Miami Valley as a place to live?	3.0%	7.2%	5.4%	.0%	5.8%
		% of Total	.6%	4.1%	1.1%	.0%	5.8%
	Yellow Springs	Count	26	92	34	6	158
		% within How would you rate the Miami Valley as a place to live?	38.8%	44.0%	45.9%	50.0%	43.6%
		% of Total	7.2%	25.4%	9.4%	1.7%	43.6%
Total	Count	67	209	74	12	362	
	% within How would you rate the Miami Valley as a place to live?	100.0%	100.0%	100.0%	100.0%	100.0%	
	% of Total	18.5%	57.7%	20.4%	3.3%	100.0%	

Which would you recommend to a friend or neighbor as a community that would be an excellent place to buy a home? * How would you rate the Miami Valley as a place to live?

Crosstab

			How would you rate the Miami Valley as a place to live?				Total
			Excellent	Good	Fair	Poor	
Which would you recommend to a friend or neighbor as a community that would be an excellent place to buy a home?	Bellbrook	Count	15	60	17	3	95
		% within How would you rate the Miami Valley as a place to live?	18.5%	21.0%	17.7%	27.3%	20.0%
		% of Total	3.2%	12.7%	3.6%	.6%	20.0%
	Beavercreek	Count	48	139	46	4	237
		% within How would you rate the Miami Valley as a place to live?	59.3%	48.6%	47.9%	36.4%	50.0%
		% of Total	10.1%	29.3%	9.7%	.8%	50.0%
	Centerville	Count	11	53	22	3	89
		% within How would you rate the Miami Valley as a place to live?	13.6%	18.5%	22.9%	27.3%	18.8%
		% of Total	2.3%	11.2%	4.6%	.6%	18.8%
	Yellow Springs	Count	7	34	11	1	53
		% within How would you rate the Miami Valley as a place to live?	8.6%	11.9%	11.5%	9.1%	11.2%
		% of Total	1.5%	7.2%	2.3%	.2%	11.2%
Total	Count	81	286	96	11	474	
	% within How would you rate the Miami Valley as a place to live?	100.0%	100.0%	100.0%	100.0%	100.0%	
	% of Total	17.1%	60.3%	20.3%	2.3%	100.0%	

Which would you recommend to a friend or neighbor as a community that would be an excellent place to work? * How would you rate the Miami Valley as a place to live?

Crosstab

			How would you rate the Miami Valley as a place to live?				Total
			Excellent	Good	Fair	Poor	
Which would you recommend to a friend or neighbor as a community that would be an excellent place to work?	Beavercreek	Count	29	118	32	2	181
		% within How would you rate the Miami Valley as a place to live?	44.6%	45.0%	35.6%	22.2%	42.5%
		% of Total	6.8%	27.7%	7.5%	.5%	42.5%
	Centerville	Count	17	84	32	4	137
		% within How would you rate the Miami Valley as a place to live?	26.2%	32.1%	35.6%	44.4%	32.2%
		% of Total	4.0%	19.7%	7.5%	.9%	32.2%
	Fairborn	Count	15	50	23	3	91
		% within How would you rate the Miami Valley as a place to live?	23.1%	19.1%	25.6%	33.3%	21.4%
		% of Total	3.5%	11.7%	5.4%	.7%	21.4%
	Yellow Springs	Count	4	10	3	0	17
		% within How would you rate the Miami Valley as a place to live?	6.2%	3.8%	3.3%	.0%	4.0%
		% of Total	.9%	2.3%	.7%	.0%	4.0%
Total	Count	65	262	90	9	426	
	% within How would you rate the Miami Valley as a place to live?	100.0%	100.0%	100.0%	100.0%	100.0%	
	% of Total	15.3%	61.5%	21.1%	2.1%	100.0%	

Which would you recommend to a friend or neighbor as a community to move to that has excellent educational opportunities for people of all ages? * Do you anticipate moving in the next five years?

Crosstab

			Do you anticipate moving in the next five years?		Total
			Yes	No	
Which would you recommend to a friend or neighbor as a community to move to that has excellent educational opportunities for people of all ages?	Beavercreek	Count	70	146	216
		% within Do you anticipate moving in the next five years?	45.2%	47.7%	46.9%
		% of Total	15.2%	31.7%	46.9%
	Centerville	Count	45	78	123
		% within Do you anticipate moving in the next five years?	29.0%	25.5%	26.7%
		% of Total	9.8%	16.9%	26.7%
	Oakwood	Count	22	48	70
		% within Do you anticipate moving in the next five years?	14.2%	15.7%	15.2%
		% of Total	4.8%	10.4%	15.2%
	Yellow Springs	Count	18	34	52
		% within Do you anticipate moving in the next five years?	11.6%	11.1%	11.3%
		% of Total	3.9%	7.4%	11.3%
Total	Count	155	306	461	
	% within Do you anticipate moving in the next five years?	100.0%	100.0%	100.0%	
	% of Total	33.6%	66.4%	100.0%	

Which would you recommend to a friend or neighbor as a community that has unique shopping opportunities? * Do you anticipate moving in the next five years?

Crosstab

			Do you anticipate moving in the next five years?		Total
			Yes	No	
Which would you recommend to a friend or neighbor as a community that has unique shopping opportunities?	Beavercreek	Count	105	230	335
		% within Do you anticipate moving in the next five years?	64.8%	69.7%	68.1%
		% of Total	21.3%	46.7%	68.1%
	Bellbrook	Count	5	8	13
		% within Do you anticipate moving in the next five years?	3.1%	2.4%	2.6%
		% of Total	1.0%	1.6%	2.6%
	Centerville	Count	22	41	63
		% within Do you anticipate moving in the next five years?	13.6%	12.4%	12.8%
		% of Total	4.5%	8.3%	12.8%
	Yellow Springs	Count	30	51	81
		% within Do you anticipate moving in the next five years?	18.5%	15.5%	16.5%
		% of Total	6.1%	10.4%	16.5%
Total	Count	162	330	492	
	% within Do you anticipate moving in the next five years?	100.0%	100.0%	100.0%	
	% of Total	32.9%	67.1%	100.0%	

Which would you recommend to a friend or neighbor as a community that has excellent recreation opportunities? * Do you anticipate moving in the next five years?

Crosstab

			Do you anticipate moving in the next five years?		Total
			Yes	No	
Which would you recommend to a friend or neighbor as a community that has excellent recreation opportunities?	Bellbrook	Count	28	85	113
		% within Do you anticipate moving in the next five years?	23.1%	36.6%	32.0%
		% of Total	7.9%	24.1%	32.0%
	Englewood	Count	22	44	66
		% within Do you anticipate moving in the next five years?	18.2%	19.0%	18.7%
		% of Total	6.2%	12.5%	18.7%
	Germantown	Count	5	16	21
		% within Do you anticipate moving in the next five years?	4.1%	6.9%	5.9%
		% of Total	1.4%	4.5%	5.9%
	Yellow Springs	Count	66	87	153
		% within Do you anticipate moving in the next five years?	54.5%	37.5%	43.3%
		% of Total	18.7%	24.6%	43.3%
Total	Count	121	232	353	
	% within Do you anticipate moving in the next five years?	100.0%	100.0%	100.0%	
	% of Total	34.3%	65.7%	100.0%	

Which would you recommend to a friend or neighbor as a community that would be an excellent place to buy a home? * Do you anticipate moving in the next five years?

Crosstab

			Do you anticipate moving in the next five years?		Total
			Yes	No	
Which would you recommend to a friend or neighbor as a community that would be an excellent place to buy a home?	Bellbrook	Count	24	69	93
		% within Do you anticipate moving in the next five years?	15.8%	22.1%	20.0%
		% of Total	5.2%	14.9%	20.0%
	Beavercreek	Count	78	156	234
		% within Do you anticipate moving in the next five years?	51.3%	50.0%	50.4%
		% of Total	16.8%	33.6%	50.4%
	Centerville	Count	31	55	86
		% within Do you anticipate moving in the next five years?	20.4%	17.6%	18.5%
		% of Total	6.7%	11.9%	18.5%
	Yellow Springs	Count	19	32	51
		% within Do you anticipate moving in the next five years?	12.5%	10.3%	11.0%
		% of Total	4.1%	6.9%	11.0%
Total	Count	152	312	464	
	% within Do you anticipate moving in the next five years?	100.0%	100.0%	100.0%	
	% of Total	32.8%	67.2%	100.0%	

Which would you recommend to a friend or neighbor as a community that would be an excellent place to work? * Do you anticipate moving in the next five years?

Crosstab

			Do you anticipate moving in the next five years?		Total
			Yes	No	
Which would you recommend to a friend or neighbor as a community that would be an excellent place to work?	Beavercreek	Count	56	120	176
		% within Do you anticipate moving in the next five years?	39.2%	43.6%	42.1%
		% of Total	13.4%	28.7%	42.1%
	Centerville	Count	51	86	137
		% within Do you anticipate moving in the next five years?	35.7%	31.3%	32.8%
		% of Total	12.2%	20.6%	32.8%
	Fairborn	Count	30	59	89
		% within Do you anticipate moving in the next five years?	21.0%	21.5%	21.3%
		% of Total	7.2%	14.1%	21.3%
	Yellow Springs	Count	6	10	16
		% within Do you anticipate moving in the next five years?	4.2%	3.6%	3.8%
		% of Total	1.4%	2.4%	3.8%
Total	Count	143	275	418	
	% within Do you anticipate moving in the next five years?	100.0%	100.0%	100.0%	
	% of Total	34.2%	65.8%	100.0%	

Which would you recommend to a friend or neighbor as a community to move to that has excellent educational opportunities for people of all ages? * How far do you typically drive to shop for unique personal and household items?

Crosstab

			How far do you typically drive to shop for unique personal and household items?				Total
			Less than 10 minutes	10-20 minutes	21-30 minutes	More than 30 minutes	
Which would you recommend to a friend or neighbor as a community to move to that has excellent educational opportunities for people of all ages?	Beavercreek	Count	68	100	38	11	217
		% within How far do you typically drive to shop for unique personal and household items?	53.5%	45.7%	45.8%	31.4%	46.8%
		% of Total	14.7%	21.6%	8.2%	2.4%	46.8%
	Centerville	Count	25	66	22	11	124
		% within How far do you typically drive to shop for unique personal and household items?	19.7%	30.1%	26.5%	31.4%	26.7%
		% of Total	5.4%	14.2%	4.7%	2.4%	26.7%
	Oakwood	Count	18	32	16	6	72
		% within How far do you typically drive to shop for unique personal and household items?	14.2%	14.6%	19.3%	17.1%	15.5%
		% of Total	3.9%	6.9%	3.4%	1.3%	15.5%
	Yellow Springs	Count	16	21	7	7	51
		% within How far do you typically drive to shop for unique personal and household items?	12.6%	9.6%	8.4%	20.0%	11.0%
		% of Total	3.4%	4.5%	1.5%	1.5%	11.0%
Total	Count	127	219	83	35	464	
	% within How far do you typically drive to shop for unique personal and household items?	100.0%	100.0%	100.0%	100.0%	100.0%	
	% of Total	27.4%	47.2%	17.9%	7.5%	100.0%	

Which would you recommend to a friend or neighbor as a community that has unique shopping opportunities? * How far do you typically drive to shop for unique personal and household items?

Crosstab

			How far do you typically drive to shop for unique personal and household items?				Total
			Less than 10 minutes	10-20 minutes	21-30 minutes	More than 30 minutes	
Which would you recommend to a friend or neighbor as a community that has unique shopping opportunities?	Beavercreek	Count	102	154	59	25	340
		% within How far do you typically drive to shop for unique personal and household items?	75.6%	65.5%	67.8%	58.1%	68.0%
		% of Total	20.4%	30.8%	11.8%	5.0%	68.0%
	Bellbrook	Count	4	6	1	2	13
		% within How far do you typically drive to shop for unique personal and household items?	3.0%	2.6%	1.1%	4.7%	2.6%
		% of Total	.8%	1.2%	.2%	.4%	2.6%
	Centerville	Count	10	37	13	5	65
		% within How far do you typically drive to shop for unique personal and household items?	7.4%	15.7%	14.9%	11.6%	13.0%
		% of Total	2.0%	7.4%	2.6%	1.0%	13.0%
	Yellow Springs	Count	19	38	14	11	82
		% within How far do you typically drive to shop for unique personal and household items?	14.1%	16.2%	16.1%	25.6%	16.4%
		% of Total	3.8%	7.6%	2.8%	2.2%	16.4%
Total	Count	135	235	87	43	500	
	% within How far do you typically drive to shop for unique personal and household items?	100.0%	100.0%	100.0%	100.0%	100.0%	
	% of Total	27.0%	47.0%	17.4%	8.6%	100.0%	

Which would you recommend to a friend or neighbor as a community that has excellent recreation opportunities? * How far do you typically drive to shop for unique personal and household items?

Crosstab

			How far do you typically drive to shop for unique personal and household items?				Total
			Less than 10 minutes	10-20 minutes	21-30 minutes	More than 30 minutes	
Which would you recommend to a friend or neighbor as a community that has excellent recreation opportunities?	Bellbrook	Count	29	56	23	8	116
		% within How far do you typically drive to shop for unique personal and household items?	31.5%	32.6%	38.3%	24.2%	32.5%
		% of Total	8.1%	15.7%	6.4%	2.2%	32.5%
	Englewood	Count	12	38	9	6	65
		% within How far do you typically drive to shop for unique personal and household items?	13.0%	22.1%	15.0%	18.2%	18.2%
		% of Total	3.4%	10.6%	2.5%	1.7%	18.2%
	Germantown	Count	7	8	4	3	22
		% within How far do you typically drive to shop for unique personal and household items?	7.6%	4.7%	6.7%	9.1%	6.2%
		% of Total	2.0%	2.2%	1.1%	.8%	6.2%
	Yellow Springs	Count	44	70	24	16	154
		% within How far do you typically drive to shop for unique personal and household items?	47.8%	40.7%	40.0%	48.5%	43.1%
		% of Total	12.3%	19.6%	6.7%	4.5%	43.1%
Total	Count	92	172	60	33	357	
	% within How far do you typically drive to shop for unique personal and household items?	100.0%	100.0%	100.0%	100.0%	100.0%	
	% of Total	25.8%	48.2%	16.8%	9.2%	100.0%	

Which would you recommend to a friend or neighbor as a community that would be an excellent place to buy a home? * How far do you typically drive to shop for unique personal and household items?

Crosstab

			How far do you typically drive to shop for unique personal and household items?				Total
			Less than 10 minutes	10-20 minutes	21-30 minutes	More than 30 minutes	
Which would you recommend to a friend or neighbor as a community that would be an excellent place to buy a home?	Bellbrook	Count	21	48	19	6	94
		% within How far do you typically drive to shop for unique personal and household items?	17.5%	21.6%	23.2%	13.6%	20.1%
		% of Total	4.5%	10.3%	4.1%	1.3%	20.1%
	Beavercreek	Count	65	107	40	23	235
		% within How far do you typically drive to shop for unique personal and household items?	54.2%	48.2%	48.8%	52.3%	50.2%
		% of Total	13.9%	22.9%	8.5%	4.9%	50.2%
	Centerville	Count	20	48	13	8	89
		% within How far do you typically drive to shop for unique personal and household items?	16.7%	21.6%	15.9%	18.2%	19.0%
		% of Total	4.3%	10.3%	2.8%	1.7%	19.0%
	Yellow Springs	Count	14	19	10	7	50
		% within How far do you typically drive to shop for unique personal and household items?	11.7%	8.6%	12.2%	15.9%	10.7%
		% of Total	3.0%	4.1%	2.1%	1.5%	10.7%
Total	Count	120	222	82	44	468	
	% within How far do you typically drive to shop for unique personal and household items?	100.0%	100.0%	100.0%	100.0%	100.0%	
	% of Total	25.6%	47.4%	17.5%	9.4%	100.0%	

Which would you recommend to a friend or neighbor as a community that would be an excellent place to work? * How far do you typically drive to shop for unique personal and household items?

Crosstab

			How far do you typically drive to shop for unique personal and household items?				Total
			Less than 10 minutes	10-20 minutes	21-30 minutes	More than 30 minutes	
Which would you recommend to a friend or neighbor as a community that would be an excellent place to work?	Beavercreek	Count	50	70	41	18	179
		% within How far do you typically drive to shop for unique personal and household items?	44.2%	35.4%	56.2%	47.4%	42.4%
		% of Total	11.8%	16.6%	9.7%	4.3%	42.4%
	Centerville	Count	26	79	22	10	137
		% within How far do you typically drive to shop for unique personal and household items?	23.0%	39.9%	30.1%	26.3%	32.5%
		% of Total	6.2%	18.7%	5.2%	2.4%	32.5%
	Fairborn	Count	30	42	9	8	89
		% within How far do you typically drive to shop for unique personal and household items?	26.5%	21.2%	12.3%	21.1%	21.1%
		% of Total	7.1%	10.0%	2.1%	1.9%	21.1%
	Yellow Springs	Count	7	7	1	2	17
		% within How far do you typically drive to shop for unique personal and household items?	6.2%	3.5%	1.4%	5.3%	4.0%
		% of Total	1.7%	1.7%	.2%	.5%	4.0%
Total	Count	113	198	73	38	422	
	% within How far do you typically drive to shop for unique personal and household items?	100.0%	100.0%	100.0%	100.0%	100.0%	
	% of Total	26.8%	46.9%	17.3%	9.0%	100.0%	

Which would you recommend to a friend or neighbor as a community to move to that has excellent educational opportunities for people of all ages? * Distance (in miles) from Yellow Springs

Crosstab

			Distance (in miles) from Yellow Springs					Total
			Less than 5 miles	5-10 miles	11-15 miles	16-20 miles	More than 20 miles	
Which would you recommend to a friend or neighbor as a community to move to that has excellent educational opportunities for people of all ages?	Beavercreek	Count	7	84	95	33	1	220
		% within Distance (in miles) from Yellow Springs	53.8%	51.5%	51.1%	31.1%	25.0%	46.6%
		% of Total	1.5%	17.8%	20.1%	7.0%	.2%	46.6%
	Centerville	Count	3	37	50	34	1	125
		% within Distance (in miles) from Yellow Springs	23.1%	22.7%	26.9%	32.1%	25.0%	26.5%
		% of Total	.6%	7.8%	10.6%	7.2%	.2%	26.5%
	Oakwood	Count	1	16	26	30	0	73
		% within Distance (in miles) from Yellow Springs	7.7%	9.8%	14.0%	28.3%	.0%	15.5%
		% of Total	.2%	3.4%	5.5%	6.4%	.0%	15.5%
	Yellow Springs	Count	2	26	15	9	2	54
		% within Distance (in miles) from Yellow Springs	15.4%	16.0%	8.1%	8.5%	50.0%	11.4%
		% of Total	.4%	5.5%	3.2%	1.9%	.4%	11.4%
Total	Count	13	163	186	106	4	472	
	% within Distance (in miles) from Yellow Springs	100.0%	100.0%	100.0%	100.0%	100.0%	100.0%	
	% of Total	2.8%	34.5%	39.4%	22.5%	.8%	100.0%	

Which would you recommend to a friend or neighbor as a community that has unique shopping opportunities? * Distance (in miles) from Yellow Springs

Crosstab

			Distance (in miles) from Yellow Springs					Total
			Less than 5 miles	5-10 miles	11-15 miles	16-20 miles	More than 20 miles	
Which would you recommend to a friend or neighbor as a community that has unique shopping opportunities?	Beavercreek	Count	7	149	123	63	1	343
		% within Distance (in miles) from Yellow Springs	46.7%	79.7%	63.4%	58.3%	50.0%	67.8%
		% of Total	1.4%	29.4%	24.3%	12.5%	.2%	67.8%
	Bellbrook	Count	0	3	7	3	0	13
		% within Distance (in miles) from Yellow Springs	.0%	1.6%	3.6%	2.8%	.0%	2.6%
		% of Total	.0%	.6%	1.4%	.6%	.0%	2.6%
	Centerville	Count	4	11	27	24	0	66
		% within Distance (in miles) from Yellow Springs	26.7%	5.9%	13.9%	22.2%	.0%	13.0%
		% of Total	.8%	2.2%	5.3%	4.7%	.0%	13.0%
	Yellow Springs	Count	4	24	37	18	1	84
		% within Distance (in miles) from Yellow Springs	26.7%	12.8%	19.1%	16.7%	50.0%	16.6%
		% of Total	.8%	4.7%	7.3%	3.6%	.2%	16.6%
Total	Count	15	187	194	108	2	506	
	% within Distance (in miles) from Yellow Springs	100.0%	100.0%	100.0%	100.0%	100.0%	100.0%	
	% of Total	3.0%	37.0%	38.3%	21.3%	.4%	100.0%	

Which would you recommend to a friend or neighbor as a community that has excellent recreation opportunities? * Distance (in miles) from Yellow Springs

Crosstab

			Distance (in miles) from Yellow Springs					Total
			Less than 5 miles	5-10 miles	11-15 miles	16-20 miles	More than 20 miles	
Which would you recommend to a friend or neighbor as a community that has excellent recreation opportunities?	Bellbrook	Count	5	41	49	20	2	117
		% within Distance (in miles) from Yellow Springs	45.5%	28.7%	34.8%	30.3%	66.7%	32.1%
		% of Total	1.4%	11.3%	13.5%	5.5%	.5%	32.1%
	Englewood	Count	1	20	26	19	0	66
		% within Distance (in miles) from Yellow Springs	9.1%	14.0%	18.4%	28.8%	.0%	18.1%
		% of Total	.3%	5.5%	7.1%	5.2%	.0%	18.1%
	Germantown	Count	0	10	11	1	0	22
		% within Distance (in miles) from Yellow Springs	.0%	7.0%	7.8%	1.5%	.0%	6.0%
		% of Total	.0%	2.7%	3.0%	.3%	.0%	6.0%
	Yellow Springs	Count	5	72	55	26	1	159
		% within Distance (in miles) from Yellow Springs	45.5%	50.3%	39.0%	39.4%	33.3%	43.7%
		% of Total	1.4%	19.8%	15.1%	7.1%	.3%	43.7%
Total	Count	11	143	141	66	3	364	
	% within Distance (in miles) from Yellow Springs	100.0%	100.0%	100.0%	100.0%	100.0%	100.0%	
	% of Total	3.0%	39.3%	38.7%	18.1%	.8%	100.0%	

Which would you recommend to a friend or neighbor as a community that would be an excellent place to buy a home? *
Distance (in miles) from Yellow Springs

Crosstab

			Distance (in miles) from Yellow Springs					Total
			Less than 5 miles	5-10 miles	11-15 miles	16-20 miles	More than 20 miles	
Which would you recommend to a friend or neighbor as a community that would be an excellent place to buy a home?	Bellbrook	Count	2	29	43	19	2	95
		% within Distance (in miles) from Yellow Springs	15.4%	17.1%	22.6%	19.4%	50.0%	20.0%
		% of Total	.4%	6.1%	9.1%	4.0%	.4%	20.0%
	Beavercreek	Count	6	91	99	41	1	238
		% within Distance (in miles) from Yellow Springs	46.2%	53.5%	52.1%	41.8%	25.0%	50.1%
		% of Total	1.3%	19.2%	20.8%	8.6%	.2%	50.1%
	Centerville	Count	4	20	34	31	0	89
		% within Distance (in miles) from Yellow Springs	30.8%	11.8%	17.9%	31.6%	.0%	18.7%
		% of Total	.8%	4.2%	7.2%	6.5%	.0%	18.7%
	Yellow Springs	Count	1	30	14	7	1	53
		% within Distance (in miles) from Yellow Springs	7.7%	17.6%	7.4%	7.1%	25.0%	11.2%
		% of Total	.2%	6.3%	2.9%	1.5%	.2%	11.2%
Total	Count	13	170	190	98	4	475	
	% within Distance (in miles) from Yellow Springs	100.0%	100.0%	100.0%	100.0%	100.0%	100.0%	
	% of Total	2.7%	35.8%	40.0%	20.6%	.8%	100.0%	

Which would you recommend to a friend or neighbor as a community that would be an excellent place to work? * Distance (in miles) from Yellow Springs

Crosstab

			Distance (in miles) from Yellow Springs					Total
			Less than 5 miles	5-10 miles	11-15 miles	16-20 miles	More than 20 miles	
Which would you recommend to a friend or neighbor as a community that would be an excellent place to work?	Beavercreek	Count	3	64	84	31	0	182
		% within Distance (in miles) from Yellow Springs	23.1%	40.8%	50.9%	34.4%	.0%	42.5%
		% of Total	.7%	15.0%	19.6%	7.2%	.0%	42.5%
	Centerville	Count	4	47	48	37	2	138
		% within Distance (in miles) from Yellow Springs	30.8%	29.9%	29.1%	41.1%	66.7%	32.2%
		% of Total	.9%	11.0%	11.2%	8.6%	.5%	32.2%
	Fairborn	Count	4	38	28	20	1	91
		% within Distance (in miles) from Yellow Springs	30.8%	24.2%	17.0%	22.2%	33.3%	21.3%
		% of Total	.9%	8.9%	6.5%	4.7%	.2%	21.3%
	Yellow Springs	Count	2	8	5	2	0	17
		% within Distance (in miles) from Yellow Springs	15.4%	5.1%	3.0%	2.2%	.0%	4.0%
		% of Total	.5%	1.9%	1.2%	.5%	.0%	4.0%
Total	Count	13	157	165	90	3	428	
	% within Distance (in miles) from Yellow Springs	100.0%	100.0%	100.0%	100.0%	100.0%	100.0%	
	% of Total	3.0%	36.7%	38.6%	21.0%	.7%	100.0%	

Appendix C: Open-ended Responses

What city or township do you live in?

- Bath Township (11)
- Beavercreek (64)
- Beavercreek Township (4)
- Bellbrook (20)
- Belmont
- Bethel Township (5)
- Cedarville (5)
- Centerville
- Dayton (94)
- Eaton
- Enon (7)
- Fairborn (44)
- German Township (2)
- Harrison Township
- Huber Heights (50)
- Jamestown (6)
- Kettering (13)
- Liberty Township
- Mad River Township (7)
- Medway (6)
- Miami Township (4)
- Moorefield Township (4)
- New Carlisle (13)
- New Jasper
- Page Manor
- Pleasant Township
- Riverside (28)
- Ross Township
- South Charleston (3)
- Spring Valley (2)
- Spring Valley Township
- Springfield (92)
- Springfield Township (4)
- Sugarcreek Township (7)
- Tipp City (5)
- Trotwood
- Xenia (40)
- Xenia Township

*Why did you select _____ as the community with the best educational opportunities?
Beavercreek*

WSU/ WSU and Good Schools

- Beavercreek because it is close to Wright State University (3)
- Beavercreek because of Wright State University (10)
- Beavercreek, I've taken classes out there and WSU is out there. There are a lot of places to study
- Beavercreek because the high school is good and WSU is near
- Beavercreek because the public school district is decent and the proximity to Wright State University
- Beavercreek because they have great schools and Wright State University (3)
- Beavercreek because they have Wright State University and their school system is really good. Their school system scores well on proficiency testing
- Beavercreek has a good school system k-10m, plus it's close to WSU
- Beavercreek has WSU and Sinclair and other colleges

Proximity to Several Educational Opportunities

- Beavercreek because it is central to different educational opportunities (3)
- Beavercreek because it is central to Sinclair, Wright State University, and the University of Dayton
- Beavercreek, it's centrally located to the various universities in the area (2)
- Beavercreek because it is close to the college and even Sinclair isn't that far
- Beavercreek because it is close to the University of Dayton, Wright State University, and Cedarville University
- Beavercreek because it is close to U.D. and W.S.U. It is just surrounded by universities
- Beavercreek because it is convenient to all education- Wright State University, Central State and University of Dayton
- Beavercreek because they have access to good education facilities whether that be college or regular schools
- Beavercreek because they have access to Wright State University, Sinclair, and other schools
- Beavercreek because they have closer access to Wright State University, Cedarville University, and Wilberforce University

Good Schools and Proximity to Educational Opportunities

- Beavercreek because it's closer to colleges Beavercreek because the schools are good and Wright State University and Sinclair College are close by
- Beavercreek because it has a little bit of everything. The ratings of their school system are high and Wright State University and University Dayton are close
- Beavercreek because it is a central area to a number of colleges, and they have a good public school system
- Beavercreek because their schools are very good, and there is easy access to U.D. WSU. Central Force, Wilber Force, and so on

- Beavercreek because it seems like it has a lot of educational things and it is close to a lot of educational opportunities
- Beavercreek because of Wright State. Also, Beavercreek is centrally located, so it is easy to get to other schools. The other schools in Beavercreek are also very good, like the high school
- Beavercreek because there is accessibility to colleges in the area and the schools receive high ratings on the state report cards

Experience with School System

- Beavercreek because I like the teachers. My grandchildren go there and they get good grades
- Beavercreek because I used to drive a school bus for them and I liked the schools, the kids were more respectful to older people and the teachers
- Beavercreek because I went to school there, and I got a good education (2)
- Beavercreek because I've had grandchildren graduate from Beavercreek
- Beavercreek because my grandkids go to school there and I think it's a good system
- Beavercreek because my kids have gone through the schools so I know they are good quality due to my first hand knowledge
- Beavercreek because my kids went to school there, graduated from there, and received a good education
- Beavercreek is where I went to school
- Beavercreek, because I've lived here and am involved with the schools, which are excellent. Four of my kids graduated from there and did well
- I live here in Beavercreek and am familiar with the educational system
- I love Beavercreek schools systems. I went to Huber Heights and my husband went to Beavercreek schools and we feel that his mind was developed further
- I've had relatives in Beavercreek schools
- My brother taught in Beavercreek
- My kids graduated from Beavercreek
- Beavercreek because it was where my mom went to school
- I know Beavercreek schools because I lived there
- Beavercreek because I baby-sit kids that go there and they seem happy

Word of Mouth about the Schools

- Beavercreek because I have heard from friends that they have a good school system (2)
- Beavercreek because I have heard great things about the school system
- Beavercreek because I hear on the news that they get good test scores
- Beavercreek because my father-in-law works in the school system and he says good things about it Beavercreek because my son is autistic and I read that they have a really good special education program
- Beavercreek because of what I've heard about their education Beavercreek because they seem to not be effected by all the cuts. From what I see on the news

they only bad thing they are saying is that class room size might grow due to people moving in to Beavercreek

- Beavercreek, from my reading, is very high on proficiency tests
- Beavercreek, from what I've heard has good schools

Other School Issues

- Beavercreek because they have excellent educational opportunities (2)
- Beavercreek because I don't have a problem with the school systems
- Beavercreek because I think they do more activities with their kids in their education system
- Beavercreek because it has good schools (17)
- Beavercreek because it is close to schools. I also like the superintendent, Denny Morrison. I have heard more positive things about Beavercreek
- Beavercreek because the schools and universities are good
- Beavercreek because the school has good ratings (2)
- Beavercreek because they have the best schools around
- Beavercreek because they have the nicest schools and students that I have seen
- Beavercreek because they seem to have good schools and teachers
- Beavercreek because they're more active in keeping the education system together in their public schools
- Beavercreek has good educational opportunities and a variety of classes offered
- Beavercreek seems to have better schools (3)
- Beavercreek because I think it has more opportunities and more advances for the kids

I Live There/ Have Lived There

- Beavercreek because I have lived here 54 years myself
- Beavercreek because I live here (3)
- Beavercreek because I used to live there
- Beavercreek because I was raised there
- Beavercreek because I've always lived here
- Beavercreek is where I'm from
- Beavercreek, I am moving there
- Beavercreek because it is where I live, and where I went to school
- Beavercreek because I live here and it's close to where I work

Growth/ Location

- Beavercreek because it is centrally located and growing
- Beavercreek because it is bigger and better
- Beavercreek because of its growth in the last 3 or 4 years
- Beavercreek because the area is growing (3)
- Beavercreek it is a newer growing community and I would like to live there
- Beavercreek seems to be a new upcoming trendy place to be
- Beavercreek because it is a new community

- Beaver creek because it's close to Riverside
- Beaver creek because of it's central location (2)
- Beaver creek because overall it is close to many opportunities
- Beaver creek is close to Dayton
- Beaver creek is close to me (2)
- Beaver creek is closer to Xenia

Dislike Other Choices

- Beaver creek because it's the lesser of the evils
- Beaver creek because Oakwood and Centerville are small
- Beaver creek because Oakwood is too restrictive, Yellow Springs is too of a left wing community for me and they are stuck in the 60s, and Centerville is too yuppie. So Beaver creek has the best mix
- Beaver creek has more going than Yellow Springs, which is going downhill and has taxes that are too high
- Beaver creek, because in Oakwood I'm dissatisfied with community structure. They bus disabled kids out of the school district. Centerville is too expensive, and Beaver creek is close to where we grew up
- Beaver creek, Centerville, Oakwood, and Yellow Springs are all the same

Multiple Reasons

- Beaver creek because they have a good high school and the location is really nice
- Beaver creek because I like the area and I go there a lot
- Beaver creek because I live close and I like their shopping opportunities
- Beaver creek because I lived and raised kids there. You have access to everything Dayton has without all of Dayton's problems
- Beaver creek because it is a nice place to live and it is close to Sinclair and W.S.U.
- Beaver creek, it's built up with style, there seems to be something for everyone
- Beaver creek, close to Cincinnati and Dayton, close to medical, and shopping
- Beaver creek because it is close to Fairborn and Wright State University
- Beaver creek, close to WSU, good schools, wonderful shopping, is progressive
- Beaver creek because it is getting a little over developed but it's a well balanced community and have a good education
- Beaver creek because they have WSU and many shopping opportunities
- Beaver creek because of the school and the housing, and the job opportunities
- Beaver creek because there is a lot of green space and have a decent school system
- Beaver creek, nice features like wonderful school, good housing and shopping
- Beaver creek, excellent educational opportunities, affordable housing, and close to the base
- Beaver creek because they have excellent schools, good parks, shopping and retail
- Beaver creek because they have excellent schools, it is in a rural area, it isn't too populated, it is a nice neighborhood and everyone gets along
- Beaver creek because they have good schools and good sports
- Beaver creek because they have good schools and it's a growing community
- Beaver creek, have more access to shopping areas and schools are in good shape

- Beavercreek because they have nice homes and it is clean
- Beavercreek because WSU is close and the overall location is good. One can get anywhere easily from there
- Beavercreek has a good education program and nice houses
- Beavercreek has great schools and the houses are spread out
- Beavercreek has a higher quality of people, generally related to better schools
- Beavercreek is centrally located to WSU, plus has good housing and shopping
- Beavercreek has a diverse population and centrally located

Miscellaneous

- Beavercreek because I have friends there (2)
- Beavercreek because I know some people that live there and they like it (2)
- Beavercreek because I like that there are still rural areas
- Beavercreek because I prefer it because I think it is more integrated
- Beavercreek because I think it's a nice area (5)
- Beavercreek because it has the most to offer for all ages
- Beavercreek because it's big, there's a lot of variation to find what you want
- Beavercreek because it is good (2)
- Beavercreek because it is more my type of community
- Beavercreek because it is peaceful and people are friendly
- Beavercreek because it seems like a stable community
- Beavercreek because it seems to have everything you need
- Beavercreek because that is where all my richer friends live
- Beavercreek because there is a lot of stuff around
- Beavercreek because there is more land between the houses
- Beavercreek because there is a wide variety of people
- Beavercreek has a good community
- Beavercreek is a better place (2)
- Beavercreek is a better-known area
- Beavercreek is interesting
- Beavercreek is quiet and nice
- Beavercreek, I worked there and I like their programs
- Beavercreek, people like it there
- Beavercreek, the neighborhoods are nicer and cleaner
- I don't know why I chose Beavercreek (10)

Centerville

Schools

- Centerville because it is a big school system and more classes that might not be offered at smaller schools
- Centerville because it is closer to schools
- Centerville because it's close to UD, WSU and the Miami branch and has good K-12 schools
- Centerville because I've had a nephew and two nieces go through school there

- Centerville because of the vocational schools, and other public schools in the area
- Centerville because other schools want to be like them and are close to WSU and Sinclair
- Centerville because their schools are a lot better than Dayton's
- Centerville because their schools systems are well structured and they get excellent scores on the published test
- Centerville because there are a lot of people satisfied with their school system
- Centerville because they have a better school system then most (2)
- Centerville because they have excellent education opportunities
- Centerville because they have high quality, good standards, and their requirements are better than they are at Dayton
- Centerville because they have nice school funding (5)
- Centerville because they have quality teachers
- Centerville has good schools (14)
- Centerville has good test scores (2)
- Centerville I know people who went there and they have more programs
- Centerville is all about school
- Centerville promotes their schools more than the other towns
- Centerville, I know the schools and the curriculum is good
- Centerville, I worked there and they had good programs for kids
- Centerville, I've never heard anything negative about their school system
- Centerville, my future sister-in-law's kids go there and have really good teachers

Best of the Other Choices

- Centerville because Beaver creek is too crowded, Oakwood is too stuffy, and Yellow Springs is too hippy
- Centerville because I don't like the other choices
- Centerville because I don't like the people in Beaver creek, Oakwood is too high, and Yellow Springs does not offer much
- Centerville because I think that Beaver creek is too crowded. It would be between this and Oakwood. I would not choose Yellow Springs
- Centerville, because Oakwood is too snooty, Yellow Springs too liberal, and I don't know Beaver creek
- Centerville, because Yellow Springs is in their own little world, Beaver creek is huge, and Centerville is in the news a lot
- Centerville, I know kids there and know the schools better. Beaver creek schools are not good, and I don't know Yellow Springs

Word of Mouth in General

- Centerville because I have heard so much about it
- Centerville because I haven't heard anything too bad about it
- Centerville because I've heard that their community is a good place to live
- Centerville has a good reputation as a high class city with kids involved in the city

Financial Reasons

- Centerville because it is more affluent of a community (2)
- Centerville because that is where all the money is
- Centerville because they put too much money in to it

Location/ Growth

- Centerville because it is a big city
- Centerville because it is easier access
- Centerville because it is out of the city
- Centerville because it seems like a growing and explosive area
- Centerville because of the location (2)

Multiple Reasons

- Centerville because it seems well rounded, it has good schools, good success to Dayton, and good shopping
- Centerville because good schools, people, and job opportunities
- Centerville, I go there a lot to shop and my sister lives there. I have also been in the school district
- Centerville because I lived there for a long time, they have excellent schools, and it is a great community
- Centerville because I think it's a bigger suburb. Also, I have a lot of friends down there
- Centerville because it has nice houses, good education, good neighborhoods, and good roads. It's also close to two malls and close to WSU. Centerville seems safe
- Centerville because it is a nice community and they have nice schools
- Centerville because it is a pretty good area and big enough to be important
- Centerville, it's upscale, thriving, young community close to metropolitan areas
- Centerville because it's centrally located and schools are good. There's also transportation in that area
- Centerville because of the location, the schools seem good, and there's access to shopping and the highway
- Centerville because of the schools reputation and the housing in that area
- Centerville because there is access to the freeway, the mall, and they have very good educational and job opportunities
- Centerville because they are a wealthy community, they do well, and they have good schools
- Centerville because they have an excellent reputation and continue to have a good reputation and I think they are cutting edge. I also like Oakwood but it is not affordable to live there
- Centerville, they have a better grip on schools and the sport programs are good
- Centerville because you have the shopping mall and more access to things
- Centerville has good publicity and good quality of students
- Centerville is nicer and has more stuff Centerville has good education and houses
- Centerville is the newer community with more educational values
- Centerville, I've worked there and it is a nice community

Miscellaneous

- Centerville because I am more familiar with it (3)
- Centerville because I just like Centerville
- Centerville because I know other people that live there
- Centerville because I like basketball
- Centerville because I live close to there and know about it
- Centerville because I used to work there and I know a lot about the area
- Centerville because it has a good track record
- Centerville because it has always stood out in my mind as having good jobs
- Centerville because it is a nicer area (2)
- Centerville because it is more racially diverse
- Centerville because it is of the same quality as Kettering
- Centerville because my kids always want to go there
- Centerville because of the shopping
- Centerville because there is less crime
- Centerville has an assemblance of home government
- Centerville has everything
- Centerville, I don't know why (5)
- Centerville, I have family there

Oakwood

Schools

- Oakwood because I hear good things about the schools in the newspaper and from friends who live there
- Oakwood because I hear their schools are very good (3)
- Oakwood, I know people who graduated there and their school system is great
- Oakwood because I like the way the kids stay in their own neighborhood, there is not a lot of bussing, and an excellent teaching staff
- Oakwood because of what I read in the paper. It seems that all kids pass the tests and it seems like the city offers an opportunity for a great education
- Oakwood because their school gets awards for their graduating classes
- Oakwood because their schools have the highest ratings (4)
- Oakwood because their standards of education are high
- Oakwood because they are National Scholarship winners
- Oakwood because they are a small-scale area so there's more opportunities for teachers to help students and they generally have high proficiency scores
- Oakwood because they have good schools (10)
- Oakwood because they have the best for grade schools and their school buildings are centrally located
- Oakwood because they have the best schools (3)
- Oakwood for years has had a good academic reputation, but it is expensive
- Oakwood gives a better education (2)
- Oakwood has a good graduation rate and many go to college

- Oakwood has convenient schools for walking to
- Oakwood has good educational facilities
- Oakwood has good rates of college entrance
- Oakwood I like their schools are better
- Oakwood is a small school with an outstanding education reputation
- Oakwood, it has a good graduation rate, and an excellent quality of education
- Oakwood, I am familiar with the school system

Wealth/ Financial Reasons

- Oakwood because it is upper scale
- Oakwood because it is a wealthy community
- Oakwood because rich people live there
- Oakwood because that is where the wealth is
- Oakwood, they're rich, they are financially well off, and it is a nice neighborhood
- Oakwood because they get highest state amount of money
- Oakwood is a nicer area with more money
- Oakwood is a wealthy community, so they must do well with the schools

Multiple Reasons

- Oakwood because I heard that they have really good schools and it's a nice, well-kept, clean community
- Oakwood it's quiet and offers almost the same opportunities as other communities
- Oakwood because it seems like the nicer community. Neighborhoods are nice, the schools are very nice, and it is not as hectic
- Oakwood because a lot of young people living there and there's more money
Oakwood because there is a low crime rate and very good school system. There is also a stable home price
- Oakwood because they aren't on the news as much and they have nice schools
- Oakwood, I think they're more geared to college and open to different people
- Oakwood, I'm familiar with the schools and neighborhood. They have good education

Miscellaneous

- Oakwood because I don't like the Beavercreek area
- Oakwood, I shop there and the area looks nice so I assume the schools are good
- Oakwood because I think it has more diverse opportunities
- Oakwood because it is close to downtown
- Oakwood because of reputation (2)
- Oakwood because of the quality of the neighborhood (2)
- Oakwood because they are upper class and have a better school system
- Oakwood I like it better
- Oakwood is good, from what I've heard
- Oakwood just because it came to mind when I heard education
- Oakwood traditionally has maintained higher standards

- Oakwood, I don't know (2)
- Oakwood, I like the area

Yellow Springs

Schools/ Education

- Yellow Spring because they are better in the education department
- Yellow Springs because a lot of smart kids come out of there
- Yellow Springs because from what I've seen and heard, it's very good for educational opportunities. Small community and they don't leave anyone behind
- Yellow Springs because from what I understand their education is wonderful
- Yellow Springs because I have taken classes there. It is just a personal preference
- Yellow Springs because I heard a lot of good things about their schools
- Yellow Springs because I love their entire education system
- Yellow Springs, the further from the City of Dayton, the better the education
- Yellow Springs because it is an excellent area for educational opportunities
- Yellow Springs because of Antioch College (7)
- Yellow Springs, their college, though different, has very good education
- Yellow Springs because they believe more in equal rights. They don't seem to criticize students if they look or dress different
- Yellow Springs because they have great education
- Yellow Springs because they have pretty good schools and Antioch College
- Yellow Springs from the good things she heard about their education programs
- Yellow Springs has a community college
- Yellow Springs is great for K-12
- Yellow Springs more eclectic with their mind set, more likely to educate everyone instead of worrying about their financial situation like those other cities

Dislike the Other Options

- Yellow Springs because I like it better than the other options
- Yellow Springs because I'm not happy with the other options' education systems
- Yellow Springs because there are too many snobs in the other three
- Yellow Springs because they have more educational opportunities there
- Yellow Springs, the others are too suburban upper-class white

Atmosphere and/or Attitude of the Community

- Yellow Spring because they're more laid back, and money doesn't seem to be their #1 thing in life
- Yellow Springs because it is a little more alternative
- Yellow Springs because it seems to be more easy going
- Yellow Springs because of the general mentality of the people who live there
- Yellow Springs has a good atmosphere
- Yellow Springs is a nice little community. It's open and everyone's friendly
- Yellow Springs is a small town with down-to-earth people
- Yellow Springs, I have lived there before and it's more laid back

- Yellow Springs because it is more rural
- Yellow Springs because it is small
- Yellow Springs has a very diverse community (2)

Miscellaneous

- I don't know why I chose Yellow Springs (2)
- Yellow Springs because I have family that lives there (2)
- Yellow Springs because I like it
- Yellow Springs because it is a good place for children
- Yellow Springs because it is a good place to live
- Yellow Springs because it is a quiet place out in the country and has the college
- Yellow Springs because it is a small community and they are active in moving forward in education and jobs
- Yellow Springs, it's close to Antioch and everything is in walking distance
- Yellow Springs because it is more liberal and open-minded. Also, the schools are not in financial difficulty
- Yellow Springs because it sounds like a good community
- Yellow Springs because my sister-in-law lives there and we really like it
- Yellow Springs because of the education opportunities they have and the people that live there are doctors and professors, they are high level people
- Yellow Springs is a fair opportunity
- Yellow Springs is a nice area with a small town atmosphere and easy access to downtown Dayton in 20 min. They also have good beer
- Yellow Springs is more open and I have relatives there

Miscellaneous

- Couldn't answer last question (48)
- Don't know (12)
- I don't know which one I would choose but I would not choose Yellow Springs because I believe they are terrible and I think that their voting is rigged
- I wouldn't recommend any because the schools aren't very good except the colleges
- Oakwood or Centerville
- Oakwood or Centerville because both school systems are better than the rest in the city, both have good housing for higher incomes, property values are good and they are close to good shopping. Also, Centerville is close to 675

Why did you select ___ as the community with the best unique shopping opportunities?

Beavercreek

Mall/ Fairfield Commons

- Beavercreek because everything is here like the mall
- Beavercreek because I live near the mall and there is a wide selection of stores
- Beavercreek because it has a larger and newer mall
- Beavercreek because it has the mall with a better selection of stores

- Beavercreek because it has the only mall worth going to
- Beavercreek because it houses the Fairfield Mall and is very close to the Dayton Mall and the new mall
- Beavercreek because of its location between malls (2)
- Beavercreek because of the Fairfield Mall (126)
- Beavercreek because of the mall and they are building that Greene (5)
- Beavercreek because the mall is there, they have indoor and outdoor sporting good stores, the have clothing stores, and they have shoe stores there
- Beavercreek, they have the mall, a lot of different stores, and everything is there
- Beavercreek because you can find anything you need at the mall (3)
- Beavercreek has all the malls (4)
- Beavercreek has all the malls with variety
- Beavercreek has the mall and strip malls
- Beavercreek they have nice unique shops at the mall

Familiarity

- Beavercreek because I am familiar with the shopping there (5)
- Beavercreek because I live here (2)
- Beavercreek because I lived there and I realized what it is like
- Beavercreek because I used to live there and I liked it
- Beavercreek because it is the only one I am familiar with
- Beavercreek is the one I'm familiar with (4)
- Beavercreek is where I shop (4)
- Beavercreek, I go there a lot (2)
- Beavercreek, I grew up there
- Beavercreek, I know the area
- Beavercreek, I've been there
- Beavercreek, I've lived here 40 years

Mall and Other Stores

- Beavercreek, has a lot of shopping malls and stores, and are building more shops
- Beavercreek because it has a variety of stores at and around the mall
- Beavercreek because it has the best shopping around, there are few places that offer what the mall area does
- Beavercreek because it has the mall and the latest shops
- Beavercreek because of the Fairfield Commons Mall and landscaping stores
- Beavercreek because of the Fairfield mall and there are other stores near the mall so you can find pretty much anything
- Beavercreek because of the mall and other unique shops
- Beavercreek because of the mall and the surrounding area stores (14)
- Beavercreek, the mall, Wal-Mart, and a variety of shopping around the mall
- Beavercreek because the quantity of the things around the mall (2)
- Beavercreek because there are a lot of places to shop there, including the malls
- Beavercreek because there are lots of restaurants and the mall and side shopping

- Beaver creek because they have a lot of little shops and the mall that I like
- Beaver creek because they have all those outlet stores and the mall
- Beaver creek because they have the Fairfield mall, Sam's club, Lowe's, the lumber store, Wal-Mart, and all of that stuff
- Beaver creek because they have the Fairfield commons mall and other unique shops (2)
- Beaver creek because they have the Fairfield mall and other shops
- Beaver creek because they have the mall, the local department stores like Wal-Mart and Meijer, and restaurants
- Beaver creek, I like the mall and specialty shops

Mall and Location

- Beaver creek because is near Fairborn, close to Xenia, and they have the mall
- Beaver creek because it's the closest and the mall is there
- Beaver creek because of the mall and it is close to Dayton and Springfield
- Beaver creek because of the mall, everything they have built there and are going to build there. 675 is close to there and now people are using 675 instead of 75 and they are going to be building things off that highway that were not there before
- Beaver creek because of the malls and its general location
- Beaver creek has the Fairfield Mall, and is closer
- Beaver creek is centrally located and has a mall
- Beaver creek is close and has 2 malls within 10 minutes

Location/ Accessible

- Beaver creek because it is closer to big shopping centers
- Beaver creek because it is closer to my home (11)
- Beaver creek because it is easily accessible (3)
- Beaver creek because it is near Springfield
- Beaver creek because it's close to shopping (3)
- Beaver creek because of it's location to my husband's job and the school system
- Beaver creek because of it's central location to everything
- Beaver creek because overall it is close to many opportunities
- Beaver creek because they are easily accessible through the highways
- Beaver creek because they have the most variety of shopping available in a close proximity to where I live
- Beaver creek has a lot of things Centerville has, but easier access
- Beaver creek has the mall and is closer (5)
- Beaver creek because it is close to everything (2)

Has Everything/ Always Find What I Need

- Beaver creek because everything that I need is available there (8)
- Beaver creek because that is where I go to shop (3)
- Beaver creek because we have every store in the world here
- Beaver creek because you can find any store there

- Beavercreek has everything including the mall
- Beavercreek, because it has a little bit of everything

Various Stores

- Beavercreek because of the stores other than the mall, like Wal-Mart
- Beavercreek because of the variety of different shops (8)
- Beavercreek because there are a lot of shopping centers that are centralized
- Beavercreek because there are new shopping areas (2)
- Beavercreek because they have a lot of shopping opportunities (12)
- Beavercreek because they have developed a lot of shops available to people
- Beavercreek because they have more of a selection
- Beavercreek because they have the biggest shopping center now
- Beavercreek has more of a variety. Yellow Springs has oddball stuff
- Beavercreek has more shops in a tighter locale
- Beavercreek has nice shopping areas (2)
- Beavercreek has shopping centers
- Beavercreek has the most wide variety and best shopping
- Beavercreek has unique stores (3)

Multiple Reasons

- Beavercreek because all of the shopping opportunities in Beavercreek were built within the last 15-20 years and they are in extensive locations
- Beavercreek because I like the mall, the accommodations, and the prices
- Beavercreek because I live close to there and sometimes I shop there
- Beavercreek because it has the mall and a lot of business
- Beavercreek, nice shopping area, I enjoy going there, and have nice restrooms
- Beavercreek because it is centrally located and has a lot of different places to go
- Beavercreek because it is close and there is more of what I need there
- Beavercreek, close to Cincinnati and Dayton, close to medical, and shopping
- Beavercreek, it's close to me here in Xenia and traffic doesn't get too congested
- Beavercreek because it is easier access and there are more stores
- Beavercreek because it is the closest to me, they have the mall, and it has the things that I am interested in
- Beavercreek, the only place to shop anymore and I do not like interstate driving
- Beavercreek because it's in the mall area and businesses are close
- Beavercreek because my friends are close to shopping areas and there are malls
- Beavercreek because of the mall. Also, it seems that it has more updated stores, and it is closer to where I live
- Beavercreek because there is the Fairfield mall and other shopping industries, and they are developing the Greene end
- Beavercreek has malls and the most economic development
- Beavercreek has the mall and a diversity of 60 restaurants
- Beavercreek is closest and cleanest

Miscellaneous

- Beavercreek because I am in that area and things seem convenient
- Beavercreek because I like the shops there
- Beavercreek because it has every shopping opportunity you can think of
- Beavercreek because it has just as many as Centerville
- Beavercreek because it has more compared to other places in the Miami Valley
- Beavercreek because it is a nice area (2)
- Beavercreek because it is progressive
- Beavercreek because it's a growing community
- Beavercreek because my daughter goes shopping there a lot
- Beavercreek because of how close the shops are
- Beavercreek because of the mall, restaurants, WSU, and businesses
- Beavercreek because of the shopping centers and it is closer
- Beavercreek, a lot out there as far as opportunities go and it is all centrally located
- Beavercreek because they have a smaller shopping area
- Beavercreek has a lot more to offer, such as the mall
- Beavercreek has a lot of development and a mall
- Beavercreek has more people
- Beavercreek has more things that I personally like
- Beavercreek has the mall and new stuff
- Beavercreek has the most to offer
- Beavercreek is pretty
- Beavercreek is where my sister goes
- Beavercreek, I don't know why (3)
- Beavercreek, I don't like the others
- Beavercreek, I'm close and they have lots of specialty shops
- Beavercreek, my grandson works there

Bellbrook

- Bellbrook because everything was close
- Bellbrook because I am familiar with it
- Bellbrook because I work with a lady that lives there
- Bellbrook because it is close to Riverside
- Bellbrook because shopping is good here
- Bellbrook because the stores are nearby
- Bellbrook because they have a lot of Boutiques
- Bellbrook because they have too many things to buy
- Bellbrook because you're out in the country but within 20 minutes of everything
- Bellbrook is pretty cool
- Bellbrook, my fiancé works there
- I don't know why I chose Bellbrook
- I like Bellbrook (2)

Centerville

Dayton Mall

- Centerville because it has the Dayton Mall and there are more shopping opportunities over there
- Centerville because of the Dayton Mall (12)
- Centerville because of the mall and everything is right there
- Centerville because the Fairfield mall isn't selling Polo any more. In general the Dayton mall has more
- Centerville because they have better stores at their mall
- Centerville has the mall and more variety

Various Shopping Opportunities

- Centerville because I have found more unique stores there (2)
- Centerville because it has a wider variety, it seems like one giant mall, and you know there are more diverse stores because that is where the yuppies go
- Centerville because it has good stores (2)
- Centerville, has more opportunities for shopping and is closer to shopping centers
- Centerville because it has more stores in that area
- Centerville because of the shopping
- Centerville, there are a lot of places to shop including the mall and other stores
- Centerville because they have a lot of different little shops (2)
- Centerville because they have lot of shops (5)
- Centerville because they have more shops available compared to other areas
Centerville, have more stores there and you cannot buy much in Yellow Springs
- Centerville has cheaper stores
- Centerville has the most shopping (2)
- Centerville has the most unique independently owned businesses instead of franchises
- Centerville is a larger community with more things to pick from
- Centerville is where Dorothy Lane is and people have recommended that

Location

- Centerville because it is generally central to everything
- Centerville, is right off the highway and only a 20-30 minute drive from me
- Centerville because it is within the bus line
- Centerville because of the closeness of the malls and specialty shops
- Centerville has access to more businesses

Miscellaneous

- Centerville because everything is there and they have all those malls there
- Centerville because I am more familiar with it (4)
- Centerville because is has a good variety of everything and everything is close
- Centerville because it has more money and the most places to shop
- Centerville, it's bigger, it has a lot of shopping, and it is close to the city

- Centerville because it is close, I like the area, and it is clean
- Centerville because it is nicer
- Centerville because it looks nice
- Centerville because it works well for us
- Centerville is more upscale
- Centerville is where I usually go (2)
- Centerville, I like the downtown area, and it's close to the mall
- Centerville, I lived there
- I don't know why I chose Centerville

Yellow Springs

Unique/ Different Shopping Opportunities

- Yellow Springs because it doesn't have a lot of chain stores
- Yellow Springs because it has a lot of weird shops (4)
- Yellow Springs because it is a place I've heard has a variety of foods and stores
- Yellow Springs because the shopping is way out
- Yellow Springs because the shops are unique (there are no chains). Gifts bought there are unique
- Yellow Springs because they have a lot of oddball shops that make unique shopping opportunities
- Yellow Springs because they have a lot of off-the-wall and unique shops
- Yellow Springs because they have a lot of specialty shops
- Yellow Springs because they have a variety of very unique shops (15)
- Yellow Springs because they have all those neat shops (2)
- Yellow Springs because they have more eccentric shops than any other place
- Yellow Springs because they have quaint shops
- Yellow Springs because they have shops that you won't find anywhere else (3)
- Yellow Springs because they traditionally have stuff different than malls
- Yellow Springs has different shops, such as a specialty toy shop
- Yellow Springs has different types of shops (3)
- Yellow Springs has many artists and a good selection
- Yellow Springs has more novelty shops
- Yellow Springs has that little shopping district with unique shops
- Yellow Springs has the small town boutiques
- Yellow Springs has unique vendors and specialty shops
- Yellow Springs is as unique as you get. They can give you unique bong
- Yellow Springs they have shops no one else has, and they have a bong shop
- Yellow Springs, there is a different variety of stores that aren't chain stores
- Yellow Springs, they had pottery, stained glass and other craft shops
- Yellow Springs, they have the most individual, non-chain restaurants and shops
- Yellow Springs, we were there and it has shops no one else has
- Yellow Springs is a unique town with different type stores, but I probably wouldn't go there
- Yellow Springs because it has nice places to shop

- Yellow Springs because it has stores that I have never seen before
- Yellow Springs has an excellent toy store and restaurants and international items

Unique in General

- Yellow Springs because is kooky, eccentric place like Ithaca, N.Y. - It is just the smaller version. It appeals to a very wide variety of people of different backgrounds and interest
- Yellow Springs because it has extremely unique things and people
- Yellow Springs because it is a very unusual community
- Yellow Springs because it is an artsy town and the most different of all the towns
- Yellow Springs because of its uniqueness (5)
- Yellow Springs because of the unique culture out there
- Yellow Springs because that town is different
- Yellow Springs because they are a unique community
- Yellow Springs is different (4)
- Yellow Springs is very eclectic

Miscellaneous

- I don't know why I chose Yellow Springs
- Yellow Springs because it has a variety of shops and the homemade feel
- Yellow Springs are known for that
- Yellow Springs because Beaver Creek and Centerville are too crowded. They are over built and over rated
- Yellow Springs because I am familiar with that area
- Yellow Springs because I don't know about the others
- Yellow Springs because I heard a lot of good things about them
- Yellow Springs because it is still stuck in the 1960s
- Yellow Springs because it's a small town environment and stores
- Yellow Springs because of the variety and the people are really nice
- Yellow Springs because they have Antioch College which has eclectic personalities in the area
- Yellow Springs is a different kind of community and we go there also for the parks and glen
- Yellow Springs is a unique town with different type stores, but I probably wouldn't go there
- Yellow Springs, because I'm an old hippy

Miscellaneous

- Couldn't answer last question (24)
- Don't know (7)
- Refused to answer

Why did you select _____ as the community with the best recreation opportunities?

Bellbrook

Parks/ Bike Paths/ Reserves

- Bellbrook because I have been to several of their parks and they are nice
- Bellbrook because it has bike paths (2)
- Bellbrook because it is close to a state park
- Bellbrook because of the nice parks and outdoor activities they have
- Bellbrook because of the Sugarcreek Reserve and we have a lot of small parks
- Bellbrook because out of the four that is the one I've been to the most and has the most parks as far as I know
- Bellbrook because the bike trail goes nearby there and they have nice parks
- Bellbrook because they have 2 or 3 parks up there (3)
- Bellbrook because they have a lot of recreational parks
- Bellbrook because they have a nature preserve
- Bellbrook because they have good parks (2)
- Bellbrook because they have the park
- Bellbrook because they seem to have a lot of different types of parks there
- Bellbrook has bike paths and the Sugarcreek Reserve

Location

- Bellbrook because I have friends who live there and it is close to Beavercreek and the highways. Also it is close to 2 malls
- Bellbrook because it is close (5)
- Bellbrook because it is close to Kettering
- Bellbrook because it is close to many active places like Kettering and Dayton
- Bellbrook because it is close to some recreation centers
- Bellbrook because it is near more items of recreations being on the southern side of town. It has easy access to Kings Island, pools and parks
- Bellbrook because of the location
- Bellbrook because there are closer to everything down there
- Bellbrook is close to the others
- Bellbrook is closer to Kettering
- Bellbrook is in a good location
- Bellbrook is out of town

Sports

- Bellbrook because I played softball out there and it was fun
- Bellbrook because it has nice soccer fields
- Bellbrook because there are a lot of sports areas for people of all ages
- Bellbrook because there are many opportunities in school sports
- Bellbrook because they have soccer courts
- Bellbrook has a golf course
- Bellbrook is closer and more familiar and they have baseball leagues

Other Recreation Opportunities

- Bellbrook because it has good recreation centers
- Bellbrook because they have a really nice recreation club
- Bellbrook because they have festivals
- Bellbrook because they have good canoeing
- Bellbrook because they offer more recreational activities for youth
- Bellbrook has carnivals
- Bellbrook has festivals (2)
- Bellbrook has horseback riding

Multiple Responses

- Bellbrook because I used to teach there and it is a nice community
- Bellbrook, it's a new and growing community, close to shopping, and there are a lot of parks
- Bellbrook, it is a quieter community and a lot of varied recreational opportunities
- Bellbrook because it is a smaller town and it is community oriented
- Bellbrook is close, they have high standards, and they provide for the children
- Bellbrook because it seems like a quiet community and it is attractive
- Bellbrook because of the number of parks, golf courses, and other attractions
Bellbrook because they have a good high school and good recreation programs in the high school. There are also good parks
- Bellbrook because they have nice parks and pretty good shopping
- Bellbrook has Spring Lake, half a dozen parks, and the little Miami River
- Bellbrook nice recreation community, nice housing
- Bellbrook because you have driving ranges where you can practice golf, canoeing nearby, they have the preserve where you can go hiking, and they have the riding stables
- Bellbrook has a lot of country to it, lots of hiking trails
- Bellbrook has lots of parks and sports programs for kids

Miscellaneous

- Bellbrook because I am familiar it is and Englewood is bad
- Bellbrook because I drove by the school and it looked nice
- Bellbrook because I just like Bellbrook
- Bellbrook because I know it has some recreation opportunities, and I do not know anything about the other communities you listed (2)
- Bellbrook because it is expanding
- Bellbrook because it is nice community (6)
- Bellbrook because there are a lot of houses out there
- Bellbrook has a better class of people
- Bellbrook has variety
- Bellbrook I live near and do things there
- Bellbrook, because I know it better (11)

- Bellbrook, I don't know why (14)
- Bellbrook because I have heard a lot about Bellbrook
- Bellbrook because it is closer to my family and I heard it was good
- Bellbrook, it is Greene County so it would offer better recreational opportunities
- Bellbrook because it is not too far from where I work and it is a good community
- Bellbrook because there is a little cross over into Beavercreek where you can do different things
- I like the quality of the Bellbrook area
- My son lives in Bellbrook

Miscellaneous

- I chose don't know because I think the Miami Valley is pathetic as far as recreation goes
- Definitely not Yellow Springs
- I don't go to any of those places
- I don't know why I would choose Centerville, but I know that Yellow Springs is out
- I don't know (25)
- I don't know anything about those four except Yellow Springs but I would not choose Yellow Springs
- I don't know which I would suggest because the only one I know anything about is Yellow Springs and they do not offer very much
- I don't know which one I would choose for recreation because the only one that I know anything about is Yellow Springs and I would not choose it
- I've been out there to Englewood
- Was not able to answer previous question (138)

Englewood

Parks/ Dam/ Reservoir

- Englewood because it has nice metro parks (2)
- Englewood because it has the dam recreational area and a lot of things to do
- Englewood because I've been to the parks there
- Englewood because of the park system and it is a quiet area
- Englewood because of the parks there and the dam
- Englewood because the Englewood dam is good for fishing
- Englewood because the park out there is nice
- Englewood because they have a big park
- Englewood because they have a lot of metro parks
- Englewood because they have a lot of parks in area (3)
- Englewood because they have better parks than the other three
- Englewood because they have nice parks for children
- Englewood, they have the dam with parks on both sides and I grew up there
- Englewood has a metro park
- Englewood has Englewood Dam (4)

- Englewood has my favorite park, Englewood Metro park
- Englewood has the reservoir
- Englewood of the Englewood dam. At the dam there are walking trails, picnic tables, grills, and you can also feed the ducks

Recreation Facilities

- Englewood because I have been there a couple times and they have the Y
- Englewood because it has some nice recreation facilities
- Englewood because they have a YMCA
- Englewood has a nice YMCA and high school facilities
- Englewood, I've never been to the others and they have a YMCA

Other Recreation

- Englewood because I do a lot of fishing
- Englewood, I feel that they have a better selection of recreation opportunities
- Englewood because I know they have many parks and a recreation center
- Englewood because I run a race there
- Englewood, I work there and heard that they have good recreational opportunities
- Englewood because it fits more of outdoors types and what I like
- Englewood because it has recreation opportunities and a lot of green space
- Englewood because they have more greens
- Englewood because they have nice golf courses and parks
- Englewood, nice parks, a lot of open space, and good recreation facilities
- Englewood because they have sports through the schools
- Englewood, used to have a soccer stadium and seem to be more involved in sports
- Englewood has more recreational things

Miscellaneous

- Englewood because I have family out there
- Englewood because I know people that live there
- Englewood because I like the area. It also has access to Dayton and north of town
- Englewood because I used to live there
- Englewood because it is a nice community (2)
- Englewood because it is clean up there and mom lives there
- Englewood, it is clean, not too far from me here in Xenia and is not a lot of crime
- Englewood because it is quiet and they have all the important things that you need
- Englewood because it seems like there is a lot going on out there
- Englewood because that is the only one of the four that I am familiar with
- Englewood because they have a good school district and it is better then the others
- Englewood because we are familiar with the area (5)
- Englewood, I don't know why (2)
- Englewood, I knew people there that liked it
- Englewood, it seems like it is not too over-developed or under-developed
- Englewood, more people

- I am not sure why I chose Englewood I just know that I would not choose Yellow Springs because I don't like that section of the Miami Valley

Germantown

- Germantown because I have read good reviews about them
- Germantown, have good schools and I had a friend that played football there
- Germantown because it has a lot of country space
- Germantown because it is a more laid back, rural community
- Germantown because of the Metro Park (2)
- Germantown because of they have bike access, the dam, and it is in the country
- Germantown because that is the only one I know anything about
- Germantown because they have a big reserve
- Germantown because they seem to have more recreational facilities
- Germantown for no reason (2)
- Germantown has an excellent high school football program
- Germantown has Chataqua
- Germantown has good parks
- Germantown has the Germantown Dam
- Germantown I have friends that live in that area
- Germantown is the best location
- Germantown is unique
- Germantown, I work there
- Germantown, just because I like that community better

Yellow Springs

Parks/ Bike Paths

- Yellow Springs because I have been to a couple of the different parks
- Yellow Springs because it has nice parks (2)
- Yellow Springs because it has the reservoir and John Bryan Park
- Yellow Springs because I've seen some of their parks and they're amazing
- Yellow Springs because of Glen Helen (8)
- Yellow Springs because of Glen Helen and because of the bike trails (4)
- Yellow Springs because of Glen Helen and John Bryan parks (8)
- Yellow Springs because of the hiking opportunities and all the other stuff
- Yellow Springs because of the parks and bike trails (2)
- Yellow Springs because there are more parks and green spaces
- Yellow Springs because they are nice and have beautiful parks
- Yellow Springs because they have a bike path and John Bryan park (2)
- Yellow Springs because they have John Bryan State Park (13)
- Yellow Springs because they have nice bike paths and natural parks
- Yellow Springs because they have state parks and hiking trails
- Yellow Springs because they have the bike trail and many other things
- Yellow Springs because they have the bike trail and the state park
- Yellow Springs because they have the bike trails (2)

- Yellow Springs because they have the Boy Scout camp and John Bryan Park
- Yellow Springs has Clifton Gorge and Glen Helen
- Yellow Springs has Clifton Gorge, Glen Helen, and John Bryan (2)
- Yellow Springs has good nature preserves
- Yellow Springs has hiking
- Yellow Springs has John Bryan Park and Clifton Gorge
- Yellow Springs has parks (9)
- Yellow Springs has state parks (3)
- Yellow Springs has the falls and John Bryan park
- Yellow Springs has the most parks, green space, biking, and hiking trails
- Yellow Springs, because they have lots of biking and hiking trails
- Yellow Springs, bike path, John Bryan, and at Christmas time have lights to see
- Yellow Springs, John Bryan park has camping, picnic areas and recreational equipment for children
- Yellow Springs, outdoor recreation: Clifton Gorge, Glen Helen, and bike path
- Yellow Springs, the Gorge, hiking, camping, bike path, and the environment
- Yellow Springs, they have a lot of parks with hiking trails and nature trails
- Yellow Springs, they have Clifton Gorge, John Bryan Park and a bike path

Multiple Reasons

- Yellow Springs, parks and can walk through town, have picnics, take bike rides, go rollerblading, and so on. There just so many things to do
- Yellow Springs I think it is a unique community and they have the bike path
- Yellow Springs, I am more familiar with it, have a bike trail, parks, and shops
- Yellow Springs because it has a park, a great Main Street and Young's Dairy
- Yellow Springs because it has Young's Dairy and different shops
- Yellow Springs, it is an older town that has a variety of stores and restaurants
- Yellow Springs, full historical places, many community activities and it's a good family place
- Yellow Springs because it is pretty, friendly and quiet
- Yellow Springs because it is quiet, peaceful, eclectic, unique, and interesting
- Yellow Springs, Glen Helen, a lot festivals, so there is usually something to do
- Yellow Springs because of John Bryan, Also it is a unique place. If I had a friend coming to the area I would tell them to go see Yellow Springs to see something unique to this area. Stepping in to that community it is like stepping back 30 years
- Yellow Springs because of the access to river, the parks, Young's dairy, canoeing is available, neat housing structures to look at, they have a pool, a skate park and tennis courts
- Yellow Springs because of the parks and Young's Dairy. There are also little shops downtown, like antique shops, and they have that street festival. I also chose Yellow Springs because I am not familiar with the other ones
- Yellow Springs because of the parks, the different things that they have available like bike riding and roller-skating, and it is safe
- Yellow Springs, nice park, most recreational opportunities, and has beautiful land

- Yellow Springs because they have a park and a good downtown
- Yellow Springs, pool, gym, tennis courts, Skate board place, and John Bryan
- Yellow Springs, a quaint town where you can walk anywhere and have a lot of nice outdoor reserves
- Yellow Springs, skate park and a lot of little stores that you can walk around in
- Yellow Springs, they have eateries, shops, and a bike path. It's a nifty community
- Yellow Springs because they have hiking trails and great street fair in June
- Yellow Springs because they have hiking, biking, and skateboarding. They have recreational opportunities for people of all ages
- Yellow Springs, John Bryan and Glen Helen, Young's Dairy, and local businesses
- Yellow Springs because they have the bike path and basketball courts
- Yellow Springs, bike path and the place where you can rent roller blades or bikes
- Yellow Springs, Clifton Gorge, Young's Dairy, John Bryan, and the bike park
- Yellow Springs because they have the park there and the little theater. Also, they have unique liberal arts stuff, and a neat tavern
- Yellow Springs, the street fair, jazz fest, and skate parks
- Yellow Springs because they have unique opportunities like Young's Dairy farm, I like how big their park is, and they have worthwhile activities for families

Other Recreation Opportunities

- Yellow Springs because of the recreation opportunities there (3)
- Yellow Springs because of Young's Dairy, shopping and John Bryan State Park
- Yellow Springs because there is always something going on there
- Yellow Springs because they have a lot of outdoor activities available
- Yellow Springs because they have a lot of parks and things for children to do
- Yellow Springs because they have a lot of street festivals (3)
- Yellow Springs because they have a swimming pool
- Yellow Springs because they have a variety of cultural activities
- Yellow Springs because they have lots of community things for kids
- Yellow Springs because they have sports since Antioch College is there
- Yellow Springs because they have the blues festival
- Yellow Springs because they have the shops downtown
- Yellow Springs because they have Young's Dairy and the streets to shop on
- Yellow Springs because they have youth activities
- Yellow Springs has a clean sanitary pool
- Yellow Springs has a golf course
- Yellow Springs has a lot to do and is walker friendly
- Yellow Springs has a more arty community and more interesting things to do
- Yellow Springs has a theater
- Yellow Springs has more recreation opportunities and activities, concerts, programs, and dramas
- Yellow Springs has nice walking areas and is quaint and small
- Yellow Springs is highly focused on nature and natural activities
- Yellow Springs, had our senior picnic at a man made beach and it was real nice

- Yellow Springs, recreation activities available since Antioch College is there (2)

Miscellaneous

- Yellow Springs is the only community I'm familiar with (4)
- Yellow Springs because Dave Chappelle lives there
- Yellow Springs because I have family that lives there
- Yellow Springs because I like it and I like the "hippie stuff"
- Yellow Springs because it is a very community-oriented town
- Yellow Springs because it is out away from the city
- Yellow Springs because it might be a good place
- Yellow Springs because it seems like a family-oriented place
- Yellow Springs because I've been told it's mellow there
- Yellow Springs has interesting things
- Yellow Springs is different
- Yellow Springs is unique
- Yellow Springs it has so many different things to offer
- Yellow Springs they have a lot of things you can look at
- Yellow Springs, I don't know why
- Yellow Springs because it is the closest to my house (3)

Why did you select ____ as the community with the best home ownership opportunities?

Beavercreek

Nice, New, or More Homes

- Beavercreek because I have pretty nice home and they have reasonable prices
- Beavercreek because I have seen the house and they are nice and not trashed
- Beavercreek because is affordable and because of resale values
- Beavercreek because it has a variety of price ranges for homes (8)
- Beavercreek because it has the most home variety (3)
- Beavercreek because it is the best housing for the space available
- Beavercreek because of how the houses are spaced out
- Beavercreek because of the new homes (4)
- Beavercreek because the homes are very pretty (2)
- Beavercreek because their homes are priced reasonably enough for a family
- Beavercreek because their property values always raise
- Beavercreek because there are a lot of houses being built there
- Beavercreek because there are old and new homes
- Beavercreek because they have good property values
- Beavercreek because they have more housing
- Beavercreek because they have nice housing (8)
- Beavercreek because you can get the most home for your money (2)
- Beavercreek, a full range of housing options. Centerville is trying to develop for upper class housing

- Beavercreek, a wide variety of different types of homes and neighborhoods
- Beavercreek, building some really pretty houses and have lower-priced houses according to your budget
- Beavercreek, even though you pay higher taxes, you hold your resale value
- Beavercreek, I live here and there are many housing options for various prices
- Beavercreek, I think it has more diversity. Can get a home that costs \$500,000 on a very small lot or that is \$60-80,000 on a couple acres. More of a variety
- Beavercreek, I've been here for 18 months and homes seem to increase in value
- Beavercreek, my friend had a beautiful home and it is a nice neighborhood
- Beavercreek, price of homes is good and taxes are not too high still. You can get a good home in Beavercreek. Centerville is nice too but the pricing is outrageous
- Beavercreek, the houses seem nice, the location, and the houses are not price too high. You can get a nice home for a reasonable price
- Beavercreek, they have a full range of housing options. Centerville is only developing for upper class housing
- Beavercreek, Yellow Springs is a mess, too expensive, and everything is falling apart, but Beavercreek homes hold property value even though taxes are high

Familiar/ Lived There

- Beavercreek because I am more familiar with that area (10)
- Beavercreek because I grew up there
- Beavercreek because I have friends there and I know the area
- Beavercreek because I know it best, other than Yellow Springs, but I don't like Yellow Springs as much to buy a home
- Beavercreek because I know the community
- Beavercreek because I live around there and it seems more like home
- Beavercreek because I'm more familiar with the housing there
- Beavercreek because it is the only one of the four I am familiar with
- Beavercreek because it is where I live (5)
- Beavercreek, Centerville's homes are old, Bellbrook and Yellow Springs are expensive
- I lived in Beavercreek

Schools

- Beavercreek because they have the best schools in the area
- Beavercreek because of the public education
- Beavercreek because of their school system's reputation
- Beavercreek because they have good school systems (4)

Location/ Proximity

- Beavercreek because it has a good location
- Beavercreek because it has access to everything (2)
- Beavercreek because it is centrally located for high tech jobs
- Beavercreek because it is centrally located to a lot of places to work
- Beavercreek because it is close to base and over all location

- Beavercreek because it is close to Dayton
- Beavercreek because it is close to Dayton and has everything Dayton has but still has the peace and quiet suburban living
- Beavercreek because it is close to everything (2)
- Beavercreek because it is close to rural and urban areas
- Beavercreek because it is close to shopping area
- Beavercreek because it is close to shopping areas and is a good location for everything
- Beavercreek because it is close to shopping, education, etc.
- Beavercreek because it is close to the Fairfield Mall (2)
- Beavercreek because it is closer to the bigger malls
- Beavercreek because it is convenient to get to places
- Beavercreek because it is fairly central
- Beavercreek because it is fairly close to WPAFB
- Beavercreek because it is near shopping and close to the freeway
- Beavercreek because it is still close to the city, but Centerville is too far from city
- Beavercreek because of the location and how it is central to other cities
- Beavercreek because they central to all the other cities

Growing

- Beavercreek because it is a growing community
- Beavercreek because it is a growing community with a lot of opportunity
- Beavercreek because it is a solid area that is still growing
- Beavercreek because it is growing (3)
- Beavercreek because it is still fast growing with lots of things happening

Schools and Housing

- Beavercreek because it has good schools and houses with good prices
- Beavercreek because it has good schools and the community is beautiful
- Beavercreek because it has good schools. Houses are cheaper than Centerville
- Beavercreek because of the schools and they nice community
- Beavercreek, homes are somewhat affordable and they have good schools
- Beavercreek , it has good schools and nice houses and just a nice place to live
- Beavercreek because it has a good school system and moderately priced houses compared to Oakwood, Miamisburg or Centerville

Multiple Reasons

- Beavercreek because homes have high resale values and easy access to shopping
- Beavercreek because I like that area, it is nice, clean, not in news often
- Beavercreek because I live here and it is conveniently close to many things
- Beavercreek because I think it is very nice and clean. It just seems like a nice little town to live in. I think their taxes are too high though
- Beavercreek because I used to live there and I like the quality of the town

- Beaver creek because if I could afford it, that is where I would move. They have nice neighborhoods and shopping opportunities
- Beaver creek because it has a good school system, so your resale would be good
- Beaver creek because it has a lot to offer, such as good schools, shopping, and activities for children. Beaver creek has a little bit of everything
- Beaver creek because it has new homes and good land selection
- Beaver creek because it is a good place to live, and it is quiet
- Beaver creek because it is a new community and traffic is not congested
- Beaver creek because it is a nice community and there is access to shopping
- Beaver creek because it is a quality city with new housing and nice neighborhoods
- Beaver creek because it is centrally located and has good schools and shopping
- Beaver creek because it is centrally located and is getting a new mall and jobs
- Beaver creek because it is growing and the schools are good
- Beaver creek because it is growing and there is a lot of nice new homes
Beaver creek, not too crowded, nice neighborhoods, houses are not too expensive
- Beaver creek because it is up-and-coming and has lots of green space to choose
- Beaver creek because it seems like a nice community and I am in that area
- Beaver creek because it seems like it is clean and has mostly nice neighborhoods
- Beaver creek because of the good schools, shopping, housing, and low crime rate
- Beaver creek because of the schools and location
- Beaver creek because of WSU, good shopping area, newer homes, adjacent to parks. Also, it's not far from Yellow Springs, and it's in a nice cultural area
- Beaver creek because the neighborhoods are nice to live in, and there are a lot of recreational places around, and shopping
- Beaver creek because there is the mall and good schools Beaver creek because there is access to nice schools and shopping
- Beaver creek because they have a lot of shopping opportunities and food access
- Beaver creek because they have an availability of shopping and good schools
Beaver creek because they have a lot of housing and nice parks
- Beaver creek because they have nice housing and a lot of shopping opportunities
- Beaver creek because they have nice housing, nice neighborhoods, and the prices aren't outrageous like they are in Yellow Springs
- Beaver creek, a bit of everything: good schools, shopping, decent housing prices
- Beaver creek, centrally located, has a variety of housing, shopping, and education
- Beaver creek, centrally located, prices of houses are reasonable with a wide range
- Beaver creek, close to WSU, WPAFB, UD and the school system is excellent and we have excellent shopping
- Beaver creek, convenience for shopping and I like to be out where I have space
- Beaver creek, doesn't have as much traffic congestion as Centerville and Dayton and also it has good schools
- Beaver creek, everything is there, one stop shopping, good homes at a nice price and have a low crime rate
- Beaver creek, I know people there and they are happy and the crime rate is low
- Beaver creek, I like it as a community and the new homes and new neighborhoods

- Beaver creek, I like the socioeconomics and it's close to everything that you need
- Beaver creek, I love the community, it has many positive things, shopping, recreation, and good schools
- Beaver creek, I'm familiar with it and has: education, housing, and shopping
- Beaver creek, it has a low crime rate and many resources in the community
- Beaver creek, it has easy access to shopping plus it connects easily with Xenia
- Beaver creek, it has lots of things and is nice area with lots of opportunities
- Beaver creek, taxes are reasonable, no property taxes, lower land taxes, nice community
- Beaver creek, they have lot of nicer houses, plus shopping and good schools
- Beaver creek, they have nice homes and it is close to my house so I know it

Miscellaneous

- Beaver creek because apparently that is where everyone wants to live
- Beaver creek because everything is out in that area, for example the shopping mall
- Beaver creek because everything that is around there
- Beaver creek because family member works there (2)
- Beaver creek because I don't think it is run over yet
- Beaver creek because I have family around there, and it is clean
- Beaver creek because I have looked around down there
- Beaver creek because I like the area (10)
- Beaver creek because I like the community best (2)
- Beaver creek because I like the quality of the neighborhoods
- Beaver creek because I've never heard anything bad about the community
- Beaver creek because it has a forward attitude
- Beaver creek because it has a lot things going for it, such as the mall and stuff
- Beaver creek because it has more open space
- Beaver creek because it has more things I need
- Beaver creek because it has no city tax
- Beaver creek because it is a good place to live
- Beaver creek because it is a nice area (6)
- Beaver creek because it is a nice area because the neighborhoods are well-kept
- Beaver creek because it is a very trendy good place to be
- Beaver creek because it is a young community
- Beaver creek, it is away from the fast pace. It is more settled down and refined
- Beaver creek because it is building (2)
- Beaver creek because it is open, it is a rural area, and it is nice
- Beaver creek because it is quiet and peaceful
- Beaver creek because it is quieter and nicer here
- Beaver creek because it is where my husband is from
- Beaver creek because it seems like almost everything that a person needs is there
- Beaver creek, recommended to us and we've been here since and been satisfied
- Beaver creek because of personal preference
- Beaver creek, what I read and see on the news; it seems to be a good community

- Beavercreek because that is where everything is at in Greene County
- Beavercreek because there are a lot of people and nice homes there
- Beavercreek because there is a lot of stuff there, but it is not too crowded
- Beavercreek because there is affordable living in everything there
- Beavercreek because they get a lot for their money
- Beavercreek because they have a nice little league field
- Beavercreek because they have nice homes and it is a nice area
- Beavercreek, Fairfield Commons mall, lots of other stores and a good selection
- Beavercreek because they have the mall
- Beavercreek because they have the nicest landscaping
- Beavercreek, I don't know why (6)
- Beavercreek, I have friends there and they say the shopping and schools are good
- Beavercreek, it has more socioeconomic diversity than Centerville and Oakwood
- I had relatives in Beavercreek

Bellbrook

Live There/ Know Someone Living There

- Bellbrook because I have friends who live there and like it
- Bellbrook because I have some friends that live there and love the community
- Bellbrook because I know people that live there
- Bellbrook because I live close to there
- Bellbrook because I live here, and we think it is a nice community
- Bellbrook because I live in Bellbrook and I love it
- Bellbrook because it is a nice place to live, I don't have to lock the doors
- Bellbrook because our friends live there
- Bellbrook is a nice area. I like it here
- Bellbrook is close to where I grew up
- Bellbrook is close to work
- Bellbrook we have friends there
- Bellbrook, I have a sister that lives there Bellbrook because I have friends there
- Bellbrook, I've lived here for 27 years and it's nice
- I lived in Bellbrook

Housing

- Bellbrook, I believe the houses out there are cheaper than the Beavercreek area
- Bellbrook, it is more of a newer community, they have new housing going up and the pricing is probably a little more reasonable than the already established homes
- Bellbrook because it is not as high priced as the others
- Bellbrook because the price would probably be more reasonable
- Bellbrook because there are better quality homes
- Bellbrook, a lot of nice homes and spacious, not close together and area is nice
- Bellbrook because they have good housing but it is expensive
- Bellbrook because they have nice homes there
- Bellbrook because they have nice neighborhoods

- Bellbrook because they have nicer homes and communities
- Bellbrook, we live close and have a lot of houses not in sub-divisions
- Bellbrook has high priced homes, but it would be best
- Bellbrook has more reasonable housing prices
- Bellbrook has nice homes
- Bellbrook keeps building more houses
- Bellbrook because there is a lot of realty out there
- Bellbrook, the others are expensive

Small/ Less Populated

- Bellbrook because it doesn't seem as crowded
- Bellbrook, smaller, yet has the amenities like shopping and access to highways
- Bellbrook because it is still a little wild - less urban
- Bellbrook because there is a lot of country
- Bellbrook has more open space
- Bellbrook is less populated, as is Yellow Springs, but I don't want to live there
- Bellbrook is not over-developed
- Bellbrook is smaller
- Bellbrook is still a smaller community but they're building nice homes
- Bellbrook because it is not too big of a town and has a lot of open areas

Multiple Reasons

- Bellbrook because I have family there so I am familiar with it. Also it is a quite community and land space between the homes
- Bellbrook because I like the quality of it and I am familiar with it
- Bellbrook because I think it is a growing community and the housing is affordable
- Bellbrook because of the schools and there is no city tax
- Bellbrook because the properties are fairly priced, there are excellent school, there are a lot of parks, and the shopping is while 10-15 minutes away
- Bellbrook because they have good schools and good communities down there
- Bellbrook because they have nice homes and nice schools
- Bellbrook has new schools and are growing
- Bellbrook has reasonable homes in the outskirts, and is easily accessible
- Bellbrook is smaller with good housing and accessible
- Bellbrook, close to Xenia, a lot on Wilmington Pike, nice little festival, people are friendly
- Bellbrook, good school system and have a progressive attitude of moving forward
- Bellbrook, good schools and nice new homes. Also, it is away from the city
- Bellbrook, good schools, close to the highway, and close to shops and grocery
- Bellbrook, I just like the area. It seems to be nice, safe, and has good schools
- Bellbrook, quiet and easy access to shopping at Dayton or Fairfield mall
- Bellbrook, seems to be better ordered and it has a lot of greenery and open space
- Bellbrook, small town atmosphere, houses aren't very close and low crime rate
- Bellbrook, close to Beavercreek and cost of the homes is more reasonable there

Miscellaneous

- Bellbrook because I do things there
- Bellbrook because I like the area
- Bellbrook because it is a nice community in which to raise a family
- Bellbrook because it is a nice quiet community
- Bellbrook because it is nice community (3)
- Bellbrook because it is outside of the city
- Bellbrook because it is safe
- Bellbrook because of the location
- Bellbrook because the area is quiet
- Bellbrook because the location of it suits me better than the other communities
- Bellbrook because the people who live up there are mellow, laid back and quite
- Bellbrook because they have a good school district (3)
- Bellbrook has everything and is close to lots of places
- Bellbrook has more businesses that have their centers there
- Bellbrook is growing
- Bellbrook is in south Dayton
- Bellbrook is not as big of a crime rate
- Bellbrook is still a small town, but close to things I need
- Bellbrook, but I don't know why (3)
- Bellbrook, I know about the area (2)
- Bellbrook, taxes are lower than in Beavercreek, Centerville, and Yellow Springs
- Bellbrook, Yellow Springs I don't like

Centerville

Housing

- Centerville because I believe they have a better grade of a housing
- Centerville because I see a lot of nice homes out there
- Centerville, I think that the homes there are usually better kept up and are newer
- Centerville because it has a lot of nice housing
- Centerville because it has beautiful homes
- Centerville because it has decent housing
- Centerville because it has more housing variety
- Centerville because it has nice homes, but you need a car
- Centerville because it is a diverse community with prices of homes varying
- Centerville, new and growing and a lot of newer and more expensive homes
- Centerville because I've heard good things about Centerville homes
- Centerville because of the property value
- Centerville because the homes there are very nice
- Centerville because the houses are nice, and they have nice communities
- Centerville because the houses are nicer than normal
- Centerville because the prices vary, they have more of a range
- Centerville because the selection of homes is substantial

- Centerville, a lot of different price ranges and it is a good community to live in
- Centerville because they have a lot of excellent homes there
- Centerville because they have a lot of new housing opportunities
- Centerville because they have better quality housing
- Centerville because they have nice housing
- Centerville because they have very expensive houses
- Centerville because you can get more affordable housing there than in Bellbrook
- Centerville because you might have an increase in property value over years

Multiple Reasons

- Centerville because I think it is a good place to live, they have good shopping opportunities, and good schools
- Centerville because it has good shopping and lower taxes than Beavercreek
- Centerville because it has parks and shopping and schools
- Centerville because it is a nice community and they are not high priced
Centerville because it is upper class and they have nice neighborhoods
- Centerville because it is upscale, nice community, and convenient location
- Centerville because most the houses are new and there is a lot of shopping close
- Centerville because of the education, schools, and shopping opportunities
- Centerville because of the shopping and schools
- Centerville because there is a variety of priced homes and its location is good
- Centerville has nice houses, good education, good neighborhoods, and good roads. It is also close to two malls and close to WSU. Centerville seems safe
- Centerville school system isn't bad, shopping near, homes valued at more
- Centerville, have everything needed to shop and homes seem very well built
- Centerville, outstanding school system, convenient shopping, and good recreation
- Centerville, we have friends there and they like it. They say the schools are good

Miscellaneous

- Centerville because Beavercreek is expanding too much and has issues with the schools, Yellow Springs is too cutesy and homely, and I don't know other one
- Centerville because from what I have heard it is a good community to live in
- Centerville because I have family there
- Centerville because I know people that live there
- Centerville because I know the most about it (2)
- Centerville because I like it
- Centerville because I think it is a good place
- Centerville because it has a good location and nice surroundings
- Centerville because it is a growing community (2)
- Centerville because it is a nice area (5)
- Centerville because it is a nicer area with access to more things
- Centerville because it is growing in property and population
- Centerville because it is less a small town than Bellbrook
- Centerville because it is mostly white

- Centerville because it is near my house
- Centerville because it is not much different than Kettering, peaceful and quiet
- Centerville because it is safer then the other areas
- Centerville because it would have less hassles because it has a better atmosphere
- Centerville, it's an established area opposed to Bellbrook which is still growing
- Centerville because of its location
- Centerville, nature of the community, citizen has a voice in council meetings still
- Centerville because of the quality of the area
- Centerville because of the shopping
- Centerville because of transportation on the bus line
- Centerville because schools are better. Compared to the other options, Yellow Springs is too different for, a little too far out for us. Yellow Springs is a neat place to visit but don't want to live there. Beavercreek, well I grew up there, it isn't a bad place but its schools aren't as good. Bellbrook I would give B+, just not on the same level as the rest of the options
- Centerville because that is the only one I know
- Centerville because that is where I go to get all of my sewing needs
- Centerville because they have a good school system (7)
- Centerville because they have growth capacity
- Centerville because they have unique stores with specialty items
- Centerville can be expensive but I'd choose it because in Bellbrook, I don't know where their city limits are
- I don't know why I chose Centerville (5)

Miscellaneous

- Couldn't answer last question (58)
- Either Beavercreek or Bellbrook, I can't decide
- I am not familiar with that area
- I don't know (6)

Yellow Springs

Friendly Atmosphere

- Yellow Springs because it is real laid back and the people are cool
- Yellow Springs, all kinds of people there it does not matter who you are or what color you are
- Yellow Springs because they are going back to the 60s
- Yellow Springs because they have a 'homey atmosphere'
- Yellow Springs has friendly people
- Yellow Springs has a community atmosphere
- Yellow Springs is more laid back

Small Town/ Country

- Yellow Springs because I don't think it is as crowded as the other places
- Yellow Springs because it is a small, quiet community

- Yellow Springs because it is a quaint community
- Yellow Springs because it is small (3)
- Yellow Springs for those who like village life. It is small, quaint, and a live-and-let-live community. It is accepting of everybody
- Yellow Springs I think the community is more diverse
- Yellow Springs is quiet
- Yellow Springs is rural

Housing

- Yellow Springs because I don't really look at homes that much
- Yellow Springs because it has high home values
- Yellow Springs because of the country atmosphere. We thought about moving there however we couldn't find housing in the right price range, and they have higher taxes there, so we moved to Mad River Township instead a year ago
- Yellow Springs because of the quality of the housing
- Yellow Springs because the housing is better
- Yellow Springs because they have nice homes
- Yellow Springs too expensive but they also have the best resale value
- Yellow Springs, you can get a good house at a reasonable rate

Miscellaneous

- Yellow Springs, I feel that my kids would get more rounded education there- outside class room learning as much as in, more types of people; more diverse
- Yellow Springs, heard a lot about it, I have been there and liked it, and it is unique
- Yellow Springs because I know more about it
- Yellow Springs because I like that it is small and all the liberal people there
- Yellow Springs because it is a nice area with a lot available
- Yellow Springs because it is less congested
- Yellow Springs because it is more laid back and I like the older houses
- Yellow Springs because it is not in a metro area and it seems nice and quite
- Yellow Springs because it is the closest to my house
- Yellow Springs because it's a nice place
- Yellow Springs, movies and restaurants available. Everything in walking distance
- Yellow Springs, the community, the high education, and the high level people
- Yellow Springs because of the good schools and it looks like a nice place to live
- Yellow Springs because of the location
- Yellow Springs because the area is very nice
- Yellow Springs because there is less crime there than any place I know of
- Yellow Springs, good education and recreation, they're out in the country. It's a safe community to raise children
- Yellow Springs, so much to offer for families, they're open minded, they have the university, they have a lot of experiences with education, and they stay up to date
- Yellow Springs I don't want to live in the other places
- Yellow Springs is cheaper

- Yellow Springs is close to family
- Yellow Springs, fairly central to other areas I like to go, has a unique character
- Yellow Springs would creep me out, but is more serene and taxes aren't as bad as Centerville
- Yellow Springs, because I don't know others
- Yellow Springs, I don't know why
- Yellow Springs, I have family there
- Yellow Springs, I like the area (2)

Why did you select ___ as the community that would be the best place to work?

Beavercreek

WPAFB and/or WSU

- Beavercreek because I work at Wright Patterson Air Force Base
- Beavercreek because it has the Air force jobs (2)
- Beavercreek because it is close to Wright Patterson Air Force Base (6)
- Beavercreek because of WSU and WPAFB

More Business and Job Opportunities

- Beavercreek because it has a lot of businesses in the area (9)
- Beavercreek because it has a lot of job opportunities. There are 100,000 of them
- Beavercreek because it has lots of nearby employers (3)
- Beavercreek because it has more job opportunities (10)
- Beavercreek because it has more professional opportunities Beavercreek because it has more opportunity than the other choices (2)
- Beavercreek because it just seems like it has more choices for employment
- Beavercreek because it seems like they are getting a lot of new job opportunities
- Beavercreek, a lot of opportunities. Colleges close to work at and all sorts of businesses are popping up
- Beavercreek because it would have more opportunities than the rest of them
- Beavercreek because of all the opportunities and because it is growing (2)
- Beavercreek because out of that list they have the most employment
- Beavercreek because there are a lot of jobs in that area (3)
- Beavercreek because there is more stuff which equal more opportunities for work
- Beavercreek because they have lot more high paying jobs there

I/ Someone I Know Works There

- Beavercreek because I work there (6)
- Beavercreek because my husband liked working there
- Beavercreek because my pals works there
- Beavercreek because my daughter used to live there and worked there and the pay was pretty good
- Beavercreek because I've worked in Beavercreek and I was satisfied with the area

Location/ Proximity

- Beavercreek because everything is centralized
- Beavercreek because it is close to Dayton, Springfield, and Columbus
- Beavercreek because it is centrally located
- Beavercreek because it is close (3)
- Beavercreek, close to a lot of different areas that have job opportunities even if the jobs are not in Beavercreek
- Beavercreek because it is close to Dayton
- Beavercreek because it is close to General Motors, Delphi, and WPAFB
- Beavercreek because it is close to the Fairfield Mall and a lot of shopping centers
- Beavercreek because it is closer to a higher population
- Beavercreek because it is conveniently located
- Beavercreek, in middle of everything, not too far from a lot of places even if traveling far
- Beavercreek because it seems like it is easier to access than Yellow Springs
- Beavercreek because of its location (3)
- Beavercreek because of the proximity to my home (2)
- Beavercreek because overall it is close to many opportunities
- Beavercreek because there is a lot of access using the highways

Specific Job Arenas

- Beavercreek, has a lot of stores, the base and companies affiliated with the base
- Beavercreek because it has government opportunities and Wright Pat
- Beavercreek, has many science opportunities, the base, and the university
- Beavercreek because it has more medical offices for my job
- Beavercreek because it has the base, numerous contractors, and a golf course
- Beavercreek because it has WSU and WPAFB and technological companies
- Beavercreek, big now. High tech and have retail, dining, and health care areas
- Beavercreek, close to the base and GM Plant, and it has mall for the kids to work
- Beavercreek because it is more developed in my field
- Beavercreek, near WSU and Antioch. It is also close to research buildings
- Beavercreek, the Reynolds and Reynolds building. There are just a couple different businesses in that business park
- Beavercreek because there are a lot of retail stores there and they are hiring
- Beavercreek, many shopping centers and WSU which create a lot of jobs

Multiple Reasons

- Beavercreek, I'm familiar and it has everything: education, housing, and shopping
- Beavercreek because it has a bigger population and better opportunities
- Beavercreek, new shopping centers and lots of cars, and anymore you can just drive to where you need to work
- Beavercreek because it is an easy drive when using highways and it is a nice community (I wouldn't like to live there, though)
- Beavercreek because it is building things and the opportunities are bigger

- Beaver creek, centrally located, close to highway and a lot of technology jobs
Beaver creek, close to many jobs and easily connects to Dayton and Xenia
- Beaver creek because it is easy to get to, it is a new town with new jobs opening
- Beaver creek, seems like it is the closest to work and there are more options there
- Beaver creek, seems to be the number one out of them and don't have to drive far
- Beaver creek, proximity to Fairborn, employment opportunities and growth
- Beaver creek, a lot around the area and it is easy to get to other areas/communities
- Beaver creek, a lot of entry level jobs and wide array of new things being built
- Beaver creek, they have more going on for them. They seem to have more schools
- Beaver creek because they have the mall and it's an upcoming city

Miscellaneous

- Beaver creek because availability to things around it
- Beaver creek because everything is going on there
- Beaver creek because I don't know much about the rest of the options
- Beaver creek because I have been choosing it (2)
- Beaver creek because I know it the best and there are a lot of things to do there, so there are many job opportunities
- Beaver creek because I know the most about it
- Beaver creek because I like the atmosphere
- Beaver creek because I live here (4)
- Beaver creek because I think they are active
- Beaver creek because I want to live there and it would be close to my home
- Beaver creek because it has a lot going on
- Beaver creek because it has equal opportunity for jobs
- Beaver creek because it has good quality of schools
- Beaver creek because it has good transportation and roads
- Beaver creek because it is a better area
- Beaver creek because it is a growing community (7)
- Beaver creek because it is a nice neighborhood
- Beaver creek because it is bigger
- Beaver creek because it is cleaner
- Beaver creek because it is close to other surrounding cities
- Beaver creek because it is just an excellent community
- Beaver creek because it is less congested
- Beaver creek because it is prospering
- Beaver creek because it is the only place where people are still working
- Beaver creek because it's the only place I know
- Beaver creek because of the different opportunities they have (2)
- Beaver creek because of the job market that is out there
- Beaver creek because people I talk to have said it is nice
- Beaver creek because there are better jobs here
- Beaver creek because there is a mall there and more opportunities there
- Beaver creek because they don't have income tax (6)

- Beaver creek because they have the mall and all that other stuff
- Beaver creek because they have the mall and all the shops around there
- Beaver creek because they seem to have nice job opportunities
- Beaver creek because they seem to have the highest income (2)
- Beaver creek, a nice, quiet, pleasant community, has better environment
- Beaver creek, I don't know why (12)
- Beaver creek, I just graduated and seem to have more jobs than anywhere else
- Beaver creek, many opportunities, including what I need for my own profession
- Beaver creek, out of the 4 has most growth in that they have more jobs real life to the economy. They have technical jobs, service jobs, and manufacturing jobs
- Beaver creek, out of those 4 it has the mall and shops. I don't know about Fairborn
- Beaver creek, since there are so many stores there would also be a lot of jobs
- Beaver creek, doesn't have a lot industry but does have mall and stuff for jobs
- I lived in Beaver creek

Centerville

More Business and Job Opportunities

- Centerville because all of the industry is there
- Centerville because I believe that there are probably a lot of jobs available
- Centerville because I know there are a lot places there to work
- Centerville because I think there are opportunities there
- Centerville because I think there would be more opportunities there
- Centerville because I work there, there seems to be more opportunity there
- Centerville because it has a lot more business, not just retail like Beaver creek
- Centerville because it has more businesses (9)
- Centerville because it has more job opportunities (15)
- Centerville because it has more range of businesses
- Centerville because it seems to have more commercial businesses
- Centerville because it seems to have more, such as Lexis Nexis
- Centerville, a lot of businesses, I work near, a lot of professional jobs available
- Centerville because there seems to be more businesses out there, e.g. Lexis Nexis
- Centerville because they have a lot of factories
- Centerville because they have a lot of professional businesses
- Centerville because they have more places to go put your applications in at
- Centerville, a lot of bigger places that have a lot of people working so hire more
- Centerville because you can work at Dayton and there are a lot of jobs in the area

Better Job/ Better Pay

- Centerville because it has the best pay
- Centerville because it has the better job opportunities
- Centerville because it is better economically
- Centerville because it is where the money is
- Centerville because of the high economy in that area
- Centerville because they have excellent jobs out there

- Centerville because they probably have higher wages and better jobs
- Centerville because you make more money

Better than Other Choices

- Centerville because comparatively it is better than the other options in that area. It is big and has a lot going on there
- Centerville because I'm not sure why but out of the four options that is the one my mind instantly said would be the best
- Centerville because it is well-established and probably more stable than other surrounding communities
- Centerville because of the four options it has the most opportunities
- Centerville because that would be the best place to look for a job out of the four you gave me
- Centerville because there are more opportunities there than in Beavercreek with is still more residential
- Centerville because they are the nicest community of the four

Location/ Proximity

- Centerville because it has easy access to Cincinnati
- Centerville because it is centrally located to other cities
- Centerville because it is close (2)
- Centerville because it is close to Cincinnati and stuff
- Centerville because it is close to Dayton (3)
- Centerville because it is close to Dayton and they have more job opportunities
- Centerville because it is close to Dayton, Cincinnati and Willington
- Centerville because it is close to downtown
- Centerville because it is close to my current job
- Centerville because it is close to the Dayton Mall
- Centerville because it is on the South side of the city
- Centerville because it's location
- Centerville because of the access to employment in Kettering, Moraine, Centerville, Miamisburg, and the surrounding areas

Multiple Reasons

- Centerville, a lot of opportunities and not that long of drive to Dayton or Cincinnati
- Centerville because there are more opportunities there and it's a larger community
- Centerville because I have friends there and it is an upscale area
- Centerville, gives an impression of having more jobs and more than a bedroom community
- Centerville, it I think they have the proper atmosphere and a lot of opportunities
- Centerville because it is a nice area and cost of living is higher
- Centerville because it is good community and my husband used to work there
- Centerville, in middle of everything and there are job opportunities around there

- Centerville, more an expanded city, more population, building up, and more opportunity
- Centerville because it is out of the heavy traffic area and is clean
- Centerville because it is safe and the quality of places there are nice and new
- Centerville because it seems bigger and it seems to have more jobs
- Centerville because there are more opportunities there and there is a college there
- Centerville because there is a lot of shopping and businesses out there
- Centerville because is a lot of office builds going up and easy parking
- Centerville, seems to be more growth, the businesses are moving down there
- Centerville because they have better homes, better people and less crime
- Centerville because they have many developments and businesses there

Miscellaneous

- Centerville because I heard that they have good jobs
- Centerville because I know more about it (2)
- Centerville because I like it
- Centerville because I said that they should live there why not work there
- Centerville because I think it has the most growth right now
- Centerville because I think it is more friendly
- Centerville because it has a lot of population, so people have to work there
- Centerville because it has good companies
- Centerville because it has jobs
- Centerville because it has jobs available with good pay
- Centerville because it is a big city
- Centerville because it is a nicer area
- Centerville because it is bigger
- Centerville because it is bigger and there is a lot more there
- Centerville because it is more middle class or business oriented
- Centerville because it is more populated
- Centerville because it most relates to my job hunting experience
- Centerville because it sounds best
- Centerville because it's a larger suburb
- Centerville because my husband said so
- Centerville because my son has a business there and does well
- Centerville because of personal preference
- Centerville because of the quality of the area
- Centerville because that is where I work
- Centerville because the work areas there are good
- Centerville, lot of places to work. Can get jobs at shopping areas and Dayton Mall
- Centerville because there are a lot of stores, so would be a lot of jobs available
- Centerville because there are nice people there
- Centerville because there is more activity there
- Centerville because they are more progressive
- Centerville because they don't take that much money out of your taxes

- Centerville because they have a bunch of different places you can work at
- Centerville because they have good and new businesses
- Centerville because they have good quality opportunities
- Centerville because they have some of the best schools
- Centerville, a lot of big company headquarters down there like Lexis Nexus and National City Mortgage
- Centerville, a lot of companies, close to General Motors, Delphi and other plants
- Centerville, an upcoming town and they seem to have experienced a lot of growth
- Centerville, I guess more prestigious. Everyone says they are the best, whether they are or not I don't actually know
- Centerville, many job opportunities down there (mainly stores and restaurants)
- Centerville, retail, sales, mechanical jobs, service opportunities, and corporate headquarters
- I don't know why I chose Centerville (5)

Miscellaneous

- Either Yellow Springs or Centerville
- I don't know (12)
- There are no good areas to work in the Miami Valley
- Was not able to answer the previous question (94)

Fairborn

WPAFB

- Fairborn because I work at the base
- Fairborn because I worked on the base and loved it
- Fairborn because it has the Wright Patterson Air Force Base (39)
- Fairborn because it is close to Wright Patterson Air Force Base (5)
- Fairborn because WPAFB offers a lot of job opportunities (4)

Many/More Job Opportunities

- Fairborn because it has more job opportunities (5)
- Fairborn because it has more trade jobs
- Fairborn because it has the most industry (2)
- Fairborn because it has the most opportunities for my line of work
- Fairborn because there is a lot of businesses
- Fairborn because they have more shopping, retail, and restaurant jobs
- Fairborn because of all the restaurant work
- Fairborn because the Wright Patterson Air Force Base and many industries and retail stores are there
- Fairborn because it has Wright Patt and WSU
- Fairborn because it has factory and work opportunities

Miscellaneous

- Fairborn because all the liberal communities are around there

- Fairborn because I have friends that live in that area
- Fairborn because I have worked there before
- Fairborn because I know the area (2)
- Fairborn because it has a lot of new things out there like the mall
- Fairborn because it is a family oriented place
- Fairborn because it is central for north and south
- Fairborn because it is close to Springfield and Dayton
- Fairborn, it is close to Springfield and it is a clean city. It has a lot of shopping
- Fairborn because it is close to the others
- Fairborn because it is small and everything is not so spread out
- Fairborn because it is the center
- Fairborn because it pays well
- Fairborn because lots of people work there
- Fairborn because of WSU
- Fairborn because that is where I live
- Fairborn because that's where I grew up
- Fairborn because there are lower tax rates
- Fairborn, easy access to interstate, WPAFB, and a lot of technique companies
- Fairborn because there is not a lot of industry in Fairborn and we need some
- Fairborn because there is room to expand
- Fairborn, they got a new chief of police coming in and he knows what he is doing
- Fairborn because it is closest to me (2)
- My son works in Fairborn

Yellow Springs

- Yellow Springs because I am a little more familiar with that area
- Yellow Springs because I don't like the others
- Yellow Springs because I have heard that it is a good place to work
- Yellow Springs because I know people who work there, and they have good jobs
- Yellow Springs, I'm a hippie too and I would work there if I could find a job!
- Yellow Springs, is a high end area, it is central, and there is not really a commute
- Yellow Springs because it is a nice town (wouldn't specify)
- Yellow Springs because it is close to Springfield, which has jobs available
- Yellow Springs because it is small, friendly, unique and artsy
- Yellow Springs, very nice community, seems everyone knows everyone, I bank there and seems they get to know customers and take interest in wanting you back
- Yellow Springs because there is a college there and more job offerings
- Yellow Springs because they have a couple place that are in my industry
- Yellow Springs, have Antioch publishing and people that retire are millionaires
- Yellow Springs, many interesting shops and you would work with cool people
- Yellow Springs I like the opportunities
- Yellow Springs is an easier place to get to

Do you have any additional questions or comments?

- Have only lived here one year, so unaware of area
- I am concerned with the crime rates in the area
- I have lived in Springfield for 12 and half years and have seen things drastically go down hill. I am very disappointed in the schools, the housing, and the shopping. I don't want my kids here and I plan to move out of state as soon as our house sells
- I wouldn't be caught dead in Yellow Springs, too many odd things go on there
- I'd like a survey on crime in the area. The crime rate is high
- I'd like to see a survey on why tax money (Medicare) goes to illegal aliens
- I'm sorry I couldn't be of much help, I don't know much about any other counties
- Send survey results to 4450 Williamsport Dr., Beavercreek, Oh 45430
- This type of a questionnaire, I don't mind because I get to give my input
- Xenia school system should have been on the list of choices because I prefer that school system to any other around. The schools have come a long way, and we almost always pass our levies

What race do you consider yourself to be? (Another race)

- All of the above
- American (6)
- English and Native American
- German
- Hispanic (5)
- Human
- Polynesian
- Spanish - from Spain
- Spanish and white

Appendix D: Yellow Springs External Perception Survey

Hello, my name is _____ and I'm calling from Wright State University. We are conducting a survey to examine citizen perceptions of Miami Valley communities as places to live, work, learn, and shop. Could you spare 3 to 5 minutes of your time to speak with me today?

Before we begin I want to assure you that your participation is anonymous and that no information that identifies you will ever be used. Also, if you do not feel comfortable answering any questions, please ask me to go on and I will.

1. First, are you at least 18 years of age or older?

1. Yes
2. No (*End Survey*)

2. What city or township do you live in? (*Open-ended Question*)

3. How would you rate the Miami Valley as a place to live? Would you say it is:

1. Excellent
2. Good
3. Fair
4. Poor
7. Don't Know
9. Refused

4. How would you rate the Miami Valley as a place that offers educational opportunities for all ages? Would you say it is:

1. Excellent
2. Good
3. Fair
4. Poor
7. Don't Know
9. Refused

5. How would you rate the Miami Valley as a place to work? Would you say it is:

1. Excellent
2. Good
3. Fair
4. Poor
7. Don't Know
9. Refused

6. How would you rate the Miami Valley as a place to shop? Would you say it is:

1. Excellent
2. Good
3. Fair
4. Poor
7. Don't Know
9. Refused

7. Do you anticipate moving in the next five years?

1. Yes
2. No
7. Don't Know
9. Refused

8. When looking for a place to live, how important are the following attributes to your decision: *(Please rate as very important, important, unimportant, or very unimportant):*

1. Quality of schools
2. Quality of housing
3. Price of housing
4. Access to parks, green space, and recreation
5. Shopping opportunities
6. Job opportunities

9. If you were going to recommend to a friend or neighbor a community to move to that has excellent educational opportunities for all ages, which of the following communities would you choose?

1. Beavercreek
2. Centerville
3. Oakwood
4. Yellow Springs

10. Why did you select _____ as the community with the best educational opportunities? *(Open-ended Question)*

11. How far do you typically drive to shop for unique personal and household accessories, clothing, specialty food items, and gifts?

1. Less than 10 minutes
2. 10-20 minutes
3. 20-30 minutes
4. More than 30 minutes

12. If you were going to recommend to a friend or neighbor a community that has unique shopping opportunities, which of the following communities would you choose?

1. Beavercreek
2. Bellbrook
3. Centerville
4. Yellow Springs

13. Why did you choose _____ as the community with the best unique shopping opportunities? (*Open-ended Question*)

14. If you were going to recommend to a friend or neighbor a community that has excellent recreation opportunities, which of the following communities would you choose?

1. Bellbrook
2. Englewood
3. Germantown
4. Yellow Springs

15. Why did you choose _____ as the community with the best recreation opportunities? (*Open-ended Question*)

16. If you were going to recommend to a friend or neighbor a community that would be an excellent place to buy a home, which of the following communities would you choose?

("Excellent place" defined as whatever it means to you)

1. Bellbrook
2. Beavercreek
3. Centerville
4. Yellow Springs

17. Why did you choose _____ as the community with the best home ownership opportunities? (*Open-ended Question*)

18. If you were going to recommend to a friend or neighbor a community that would be an excellent place to work, which of the following communities would you choose?

1. Beavercreek
2. Centerville
3. Fairborn
4. Yellow Springs

19. Why did you choose _____ as the community that would be the best place to work? (*Open-ended Question*)

20. Please stop me when I reach your age category. Are you:

1. 18-24
2. 25-34
3. 35-44
4. 45-54
5. 55-64
6. 65 or older

21. Politically, do you categorize yourself as:

1. Very conservative
2. Moderately conservative
3. Middle of the road (depends on the issue)
4. Moderately liberal
5. Very liberal

7. Don't Know
9. Refused

22. What race do you consider yourself to be?

1. Caucasian / White
2. African-American / Black
3. American Indian or Alaskan Native
4. Asian or Pacific Islander
5. Biracial
6. Another Race (*Please specify*)

23. Please tell me which of the following broad categories best categorizes your total household income:

1. Less than \$20,000
2. \$20,000 to \$39,999
3. \$40,000 to \$59,999
4. \$60,001 to \$74,999
5. \$75,000 to \$99,999
6. \$100,000 or more

9. Refused

23. **Do not read:** Was the respondent male or female?

1. Male
2. Female

Thank you very much for taking the opportunity to speak with me today. Do you have any additional questions or comments? Thank you, good-bye.